

TABLE OF CONTENTS

IN DIGITAL VERSION, PAGE NUMBERS ARE LINKED TO PAGES -
CLICK ON ANY "Expect AVK" LOGO TO RETURN TO TABLE OF CONTENTS

| | | |
|---|--|---|
| <p>2 TABLE OF CONTENTS</p> <p>3 TABLE OF CONTENTS (Cont.)</p> <p>4 TABLE OF CONTENTS (Cont.)</p> <hr/> <p>5 RESILIENT WEDGE GATE VALVES OPTIONS</p> <p>6 RESILIENT WEDGE GATE VALVES OPTIONS (Cont.)</p> <hr/> <p>7 SERIES 65 REDUCED WALL DUCTILE AVAILABILITY</p> <p>8 SERIES 65 PRICING</p> <ul style="list-style-type: none"> • 65/FFN - FLxFL - NRS • 65/HFN - HYxFL - NRS • 65/HHN - HYxHY - NRS • 65/MFN - MJxFL - NRS • 65/MMN - MJxMJ - NRS <p>9</p> <ul style="list-style-type: none"> • 65/PFN - POxFL - NRS • 65/PPN - POxPO - NRS • 65/HYMAX - SOCKETS <hr/> <p>10 SERIES 45 FULL WALL DUCTILE AVAILABILITY</p> <p>11 SERIES 45 PRICING</p> <ul style="list-style-type: none"> • 45/FFN - FLxFL - NRS • 45/FFH - FLxFL - NRS - 250 PSI • 45/MFN - MJxFL - NRS • 45/MFT - MJxFL - NRS - TAPPING • 45/MMN - MJxMJ - NRS <p>12</p> <ul style="list-style-type: none"> • 45/MMC - MJxMJ CUT-IN • 45/PFN - POxFL - NRS • 45/PPN - POxPO - NRS • 45/IIN - IPSxIPS - NRS <hr/> <p>13 SERIES 55 LARGE DIAMETER DUCTILE AVAILABILITY</p> <p>14 SERIES 55 PRICING</p> <ul style="list-style-type: none"> • 55/FFN - FLxFL - NRS • 55/MFN - MJxFL - NRS • 55/MMN - MJxMJ - NRS <p>15</p> <ul style="list-style-type: none"> • 55/FFN - FLxFL - OS&Y <hr/> <p>16 SERIES 66 HDPE ENDS, DUCTILE AVAILABILITY</p> <p>16 SERIES 66 PRICING</p> <ul style="list-style-type: none"> • 66/EEN - PEXPE - NRS | <ul style="list-style-type: none"> • 66/MEF - MJxPE - TRANS. FITTING <p>17 SERIES 03 SMALL DUCTILE AVAILABILITY</p> <p>18 SERIES 03 PRICING</p> <ul style="list-style-type: none"> • 03/TTN - NPTxNPT - NRS <hr/> <p>19 SERIES 25 FULL WALL GREY IRON AVAILABILITY</p> <p>20 SERIES 25 FULL WALL GREY IRON PRICING</p> <ul style="list-style-type: none"> • 25/FFN - FLxFL - NRS • 25/MMN - MJxMJ - NRS • 25/IIN - IPSxIPS - NRS <hr/> <p>21 GATE VALVES OPTIONS / ACCESSORY PRICING</p> <ul style="list-style-type: none"> • WRENCH NUTS • HANDWHEELS • POST INDICATOR PLATES <p>22</p> <ul style="list-style-type: none"> • TAPPING VALVE ACCESSORY KITS • CHAIN WHEEL OPERATOR -NRS • CHAIN WHEEL OPERATOR -OS&Y • MOTOR OPERATORS <p>23</p> <ul style="list-style-type: none"> • BYPASS KITS <p>24</p> <ul style="list-style-type: none"> • SERIES 55 TAPPING • OPTIONAL STEMS <p>25</p> <ul style="list-style-type: none"> • OPTIONAL EPOXY COATING • OPTIONAL PUR COATING • GEARING <p>26</p> <ul style="list-style-type: none"> • HANDWHEELS FOR GEARING • ISO ACTUATOR PLATES • OPTIONAL NBR WEDGES • CUSTOM VALVE MACHINING <hr/> <p>27 DRY BARREL HYDRANT OPTIONS</p> <p>28 DRY BARREL HYDRANT OPTIONS (Cont.)</p> <p>29 SERIES 27 DRY BARREL HYDRANT AVAILABILITY / PRICING</p> <ul style="list-style-type: none"> • 27N/PHH - Nostalgic - 2780 <p>30 SERIES 27 DRY BARREL HYDRANT PRICING</p> <ul style="list-style-type: none"> • 27N/NHH - Nostalgic -2794 • 27N/PNN - Nostalgic- 2760 <p>31</p> <ul style="list-style-type: none"> • 27N/PPN - Nostalgic- 2756 | <ul style="list-style-type: none"> • 27M/PHH - Modern- 2700 <p>32</p> <ul style="list-style-type: none"> • 27M/PNN - Modern - 2712 • 27M/PPN - Modern- 2736 <p>33</p> <ul style="list-style-type: none"> • 27M/PHH - Modern - 2730 - Alpine • 27M/PPH - Modern- 27CA - Monitor <hr/> <p>34 DRY BARREL HYDRANT OPTIONS / ACCESSORY PRICING</p> <ul style="list-style-type: none"> • FLOWGUARD I™ CHECK VALVE • HYDRANT OPTIONS • TAMPER GUARD <p>35</p> <ul style="list-style-type: none"> • EXTENSION KITS • TRAFFIC KITS • HYDRANT TOOLS • BOLTING/STEM OPTION <p>36 DRY BARREL HYDRANT OPTIONS / ACCESSORY PRICING</p> <ul style="list-style-type: none"> • STORZ NOZZLES / CAPS • STORZ NOZZLES ADAPTORS • OPTIONAL PUR COATING • OPTIONAL EPOXY COATING <hr/> <p>37 POST/FLUSHING DRY BARREL HYDRANT OPTIONS</p> <p>38 POST/FLUSHING DRY BARREL HYDRANT AVAILABILITY</p> <p>39 SERIES 67, POST/FLUSHING, DRY BARREL HYDRANT PRICING</p> <ul style="list-style-type: none"> • 67/XX - POST/FLUSHING HYDRANT <p>39 SERIES 67, POST/FLUSHING, OPTIONS / ACCESSORY PRICING</p> <ul style="list-style-type: none"> • SERIES 67 EXTENSION KITS • SERIES 67 TRAFFIC REPAIR KITS • SERIES 67 HYDRANT TOOLS |
|---|--|---|

TABLE OF CONTENTS

IN DIGITAL VERSION, PAGE NUMBERS ARE LINKED TO PAGES -
CLICK ON ANY "Expect AVK" LOGO TO RETURN TO TABLE OF CONTENTS

40 SWING CHECK VALVE OPTIONS

41 SWING CHECK VALVE AVAILABILITY / PRICING

- 41/XP - Swing Check Valve - Plain

42 SERIES 41 SWING CHECK PRICING

- 41/XS - Swing Check Valve - Lever & Spring
- 41/XW - Swing Check Valve - Lever & Weight

42 SWING CHECK VALVE OPTIONS / ACCESSORY PRICING

- 41/5227 - PLAIN HEAD ASSY.
- 41/5224 - ACTUATED HEAD ASSY.

43 BALL CHECK VALVE OPTIONS

44 BALL CHECK VALVE AVAILABILITY

45 SERIES 53 BALL CHECK VALVE PRICING

- 53/FFI - Ductile Iron - FLxFL
- 53/NNI - Ductile Iron - NPTxNPT
- 53/NNS - Stainless Steel - NPTxNPT

46 SERIES 53 BALL CHECK VALVE OPTIONS / ACCESSORY PRICING

- REPLACEMENT BALL – SINKING
- REPLACEMENT BALL – FLOATING
- 53/FF COVER O-RINGS
- 53/NN COVER O-RINGS

47 UL/FM FIRE PROTECTION PRODUCT PRICING

48 SERIES 45 PRICING

- 45/FFP - FLxFL - PIV
- 45/GFP - GVxFL - PIV - IPS
- 45/GGP - GVxGV - PIV - IPS
- 45/MFP - MJxFL - PIV
- 45/MMP - MJxMJ - PIV

49

- 45/PFP - POxFL - PIV
- 45/PPP - POxPO - PIV

50

- 45/FFO - FLxFL - OS&Y - 125
- 45/FFOH - FLxFL - OS&Y - 250
- 45/GFO - GVxFL - OS&Y - IPS
- 45/GGO - GVxGV - OS&Y - IPS

51 SERIES 34 PRICING

- 34/OX - Telescoping Indicator Post
- 34/8X - Wall Post Indicator

52 PLUG VALVE OPTIONS

52 PLUG VALVE AVAILABILITY / PRICING

52 SERIES 764 PLUG VALVE PRICING

- 764/FFA - FLxFL - Actuated

53 SERIES 766 DOUBLE ECCENTRIC BUTTERFLY VALVE AVAILABILITY

54 SERIES 766 DOUBLE ECCENTRIC BUTTERFLY VALVE PRICING

- 766/FF/BFV/GB - FLxFL - Rotork Gearbox - 250 PSI - SGL-DIR
- 766/FF/BFV/GB - FLxFL - Rotork Gearbox - 250 PSI - DUAL-DIR

55

- 766/MM/BFV/GB - MJxMJ - Rotork Gearbox - 250 PSI - SGL-DIR
- 766/MM/BFV/GB - MJxMJ - Rotork Gearbox - 250 PSI - DUAL-DIR

56 SERIES 816 CONCENTRIC BUTTERFLY VALVE AVAILABILITY

57 SERIES 816 CONCENTRIC BUTTERFLY VALVE PRICING

- 816/FF/BFV/GB - FLxFL - Rotork Gearbox - 250 PSI - SGL-DIR
- 816/FF/BFV/GB - FLxFL - Rotork Gearbox - 250 PSI - DUAL-DIR
- 816/MF/BFV/GB - MJxFL - Rotork Gearbox - 250 PSI - SGL-DIR
- 816/MF/BFV/GB - MJxFL - Rotork Gearbox - 250 PSI - DUAL-DIR

58

- 816/MM/BFV/GB - MJxMJ - Rotork Gearbox - 250 PSI - SGL-DIR
- 816/MM/BFV/GB - MJxMJ - Rotork Gearbox - 250 PSI - DUAL-DIR
- 816/WW/BFV/GB - WAF - Rotork Gearbox - 250 PSI - SGL-DIR
- 816/WW/BFV/GB - WAF - Rotork Gearbox - 250 PSI - DUAL-DIR

- 816/FF/BFV/GB - FLxFL Lever - 150 PSI - SGL-DIR
- 816/FF/BFV/GB - FLxFL Lever - 150 PSI - DUAL-DIR
- 816/WW/BFV/GB - WAF Lever - 250 PSI - SGL-DIR
- 816/WW/BFV/GB - WAF Lever - 250 PSI - DUAL-DIR

60 SERIES 85 HDPE BALL VALVE AVAILABILITY

- 85/BALL/PEBV/DR11
- 85/BALL/PEBV/DR9
- 85/BALL/PEBV/DR7

62 WARRANTY INFORMATION

63 • RESILIENT WEDGE GATE VALVES

64 • SERIES 27 – DRY BARREL HYDRANTS

65 • SERIES 34 – INDICATOR POSTS

66 • SERIES 41 – SWING CHECK VALVES

67 • SERIES 53 – BALL CHECK VALVES

68 • SERIES 67 – POST HYDRANT

69 • TAMPERGUARD HYDRANT LOCK

70 • SERIES 27 – DRY BARREL HYDRANT CHECK VALVE

TABLE OF CONTENTS

IN DIGITAL VERSION, PAGE NUMBERS ARE LINKED TO PAGES -
CLICK ON ANY "Expect AVK" LOGO TO RETURN TO TABLE OF CONTENTS

WARRANTY INFORMATION (Cont.)

- 71** • SERIES 764 – ECCENTRIC
PLUG VALVES

- 72** • SERIES 766 – DOUBLE ECCENTRIC
BUTTERFLY VALVES

- 73** • SERIES 816 – CONCENTRIC
BUTTERFLY VALVES

AWWA, RESILIENT WEDGE

GATE VALVES – OPTIONS

AWWA RESILIENT WEDGE GATE VALVE OPTIONS (1" THROUGH 30")***• Valves Series**

- S65 – Reduced Wall Ductile Iron (AWWA C515 Compliant); 2.5" – 12"
- S45 – Full Wall Ductile Iron (AWWA C509 Compliant); 2" – 16" (2" S25 Grey Iron Valve)
- S55 – Large Diameter Reduced Wall Ductile Iron (AWWA C515 Compliant); 18", 20", 24", & 30"
- S66 – Reduced Wall Ductile Iron with HDPE ends (AWWA C515 Compliant) 2" – 12"
- S25 – 2" MJxMJ, 2" FLxFL, and 2.5" to 8" Push-On IPS Valves
- S18 – Combitee
- S03 – Small Ductile

• End Connections

- MJxMJ
- FLxFL
- POxPO (IPS & DIPS)
- MJxFL
- POxFL
- PEXPE (IPS & DIPS)
- GRxGR
- HYxHY
- HYxFL

• Valve Type

- Non Rising Stem (NRS)
- Outside Screw and Yoke (OS&Y)
- Tapping

• Stem Material

- Stainless Steel (Standard)
- Low Zinc Bronze
- 304 Stainless Steel
- 316 Stainless Steel

• Wedge Coating Material

- EPDM (Standard)
- NBR

• Bolting Materials

- 304 Stainless Steel (Standard)
- 316 Stainless Steel
- Zinc Plated Steel

• Pressure Rating

- 250 psi
- 350 psi (S45 FLxFL only, with ASME B16.1 Class 250 flanges)

• Listing and Approvals

- NSF 61 (Standard)
- NSF 372 (Standard)
- UL/ULC/FM (Series 45 only)

AWWA, RESILIENT WEDGE

GATE VALVES – OPTIONS (cont.)**AWWA RESILIENT WEDGE GATE VALVE OPTIONS (1" THROUGH 30")* CONT.**

• Actuation

- Operating Nut (Standard)
- Bronze Operating Nut
- Hand Wheel
- Bevel Gear (NRS and OS&Y)
- Spur Gear (NRS Only)
- Chain Wheel
- Actuation Plate and Keyed Stem (Standard on gate valves 18" and larger)
- Electric Motor Operator (NRS and OS&Y)

• Coatings – Fusion Bonded Epoxy (8 mils)

- Holiday Free Internal (VeloCorr™ - Standard on S65)
- Holiday Free External
- Polyurethane (PUR)

• Stem Material

- Stainless Steel (Standard)
- Low Zinc Bronze
- 316 Stainless Steel

• Bypass Kits (18", 20", 24", 30" & 36")

• 1" through 3" with NPT ends, see Series 03.

• NOTE: These are generally available options for AVK AWWA gate valves. Some options are not available for all valve types and sizes. Contact American AVK for details.

• * AWWA applicable for 3" through 30"

AWWA RESILIENT WEDGE GATE VALVE ACRONYMS :**ANSI - American National Standards Institute****ASME - American Society of Mechanical Engineers****AWWA - American Water Works Association****DIPS - Ductile Iron Pipe Size****EPDM - Ethylene Propylene Diene Monomer****FL - Flange****FM - Factory Mutual****GR - Grooved****HDPE - High Density Polyethylene****HY - HYMAX®****IPS - Iron Pipe Size****MJ - Mechanical Joint****NBR - Nitrile Butyl Rubber****NRS - Non Rising Stem****NPT - National Pipe Thread****OS&Y - Outside Screw/Stem & Yoke****PE - Polyethylene****PIV - Post Indicator Valve****PO - Push - On****PUR - Polyurethane****SDR - Standard Dimension Ratio****SS - Stainless Steel****UL - Underwriters Laboratories**

American AVK Resilient Wedge Gate Valve Class Code/ Ref. # / Breakdown

| AA | - | BBB | - | CC | - | D |
|-----------------------------|---|---------------|---|----------------|---|-------------------|
| Series no. | | Valve size | | Flange config. | | Stem type/Option |
| 03 - Small Ductile | | 032 - 1" * | | EE - PExPE | | C - Cut-in |
| 18 - Combitee | | 040 - 1.25" * | | FF - FLxFL | | F - Fitting |
| 25 - Full Wall Grey Iron | | 050 - 2" | | GG - GRxGR | | H - High Pressure |
| 45 - Full Wall Ductile | | 063 - 2" * | | II - IPSxIPS | | N - NRS |
| 55 - Large Diameter Ductile | | 065 - 2.5" | | HF - HYxFL | | O - OS&Y |
| 65 - Reduced Wall Ductile | | 070 - 2.5" * | | HH - HYxHY | | P - PIV |
| 66 - HDPE Ends Ductile | | 080 - 3" | | ME - MJxPE | | T - Tapping |
| | | 090 - 3" * | | MF - MJxFL | | |
| | | 100 - 4" | | MM - MJxMJ | | |
| | | 150 - 6" | | PF - POxFL | | |
| | | 200 - 8" | | PP - POxPO | | |
| | | 250 - 10" | | TT - NPTxNPT | | |
| | | 300 - 12" | | | | |
| | | 350 - 14" | | | | |
| | | 400 - 16" | | | | |
| | | 450 - 18" | | | | |
| | | 500 - 20" | | | | |
| | | 600 - 24" | | | | |
| | | 800 - 30" | | | | |
| | | 900 - 36" | | | | |

* For Series 03 only

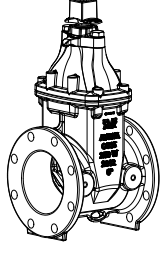
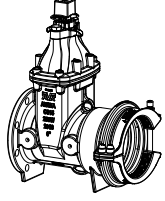
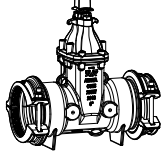
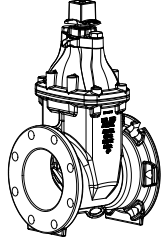
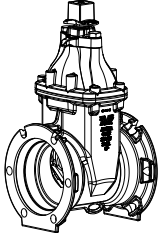
SERIES 65 AWWA C515

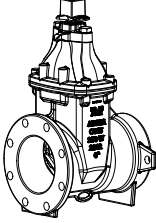
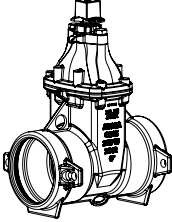
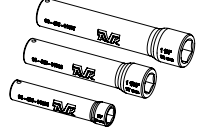
REDUCED WALL DUCTILE

| Size | FLxFL | HYxFL | HYxHY | MJxFL | MJxMJ | POxFL | POxPO |
|------|-------|-------|-------|-------|-------|-------|-------|
| 2" | | | X | | | | |
| 2.5" | X* | | X | | | | |
| 3" | X | X | X | X | X | | |
| 4" | X | X | X | X | X | X | X |
| 6" | X | X | X | X | X | X | X |
| 8" | X | X | X | X | X | X | X |
| 10" | X | X | X | X | X | X | X |
| 12" | X | X | X | X | X | X | X |

* Sizes below 3" not included in AWWA Standards

AWWA, RESILIENT WEDGE GATE VALVES

| Type | AVK Ref. # | Size | Weight | | List Price | | |
|--|---|---|---|-----|------------|---------------------|--|
| | | | kg | lb | | | |
| Series 65/FFN REDUCED WALL DUCTILE FL X FL To AWWA C515 Flanged ends to ASME B 16.42 Class 150 NRS Ductile iron 250 PSI Size 2.5"-12" |  | 65-065-FFN | 2.5" | 17 | 38 | 1,160 | |
| | | 65-080-FFN | 3" | 21 | 46 | 1,262 | |
| | | 65-100-FFN | 4" | 28 | 62 | 1,402 | |
| | | 65-150-FFN | 6" | 47 | 103 | 1,828 | |
| | | 65-200-FFN | 8" | 66 | 146 | 3,170 | |
| | | 65-250-FFN | 10" | 102 | 224 | 4,970 | |
| | | 65-300-FFN | 12" | 141 | 310 | 6,892 | |
| | | For 2" valves see Series 25 pg#17 | | | | | |
| Series 65/HFN REDUCED WALL DUCTILE HY X FL To AWWA C515 HYMAX GRIP® X Flanged end to ANSI B 16.1 Class 125 NRS Ductile iron 250 PSI Size 4"-12" |  | 65-100-HFN | 4" | 34 | 73 | 1,347 | |
| | | 65-150-HFN | 6" | 54 | 119 | 1,811 | |
| | | 65-200-HFN | 8" | 78 | 170 | 2,717 | |
| | | 65-250-HFN | 10" | 115 | 253 | 4,277 | |
| | | 65-300-HFN | 12" | 151 | 331 | 5,357 | |
| | | All adders are added to List Pricing | | | | | |
| Series 65/HHN REDUCED WALL DUCTILE HY X HY To AWWA C515 HYMAX GRIP® ends Class 150 NRS Ductile iron 250 PSI Size 1.5"-12" |  | 65-050-HHN | 1.5"-2" | 38 | 83 | 1,068 | |
| | | 65-065-HHN | 2.5" | 38 | 83 | 1,293 | |
| | | 65-080-HHN | 3" | 38 | 83 | 1,436 | |
| | | 65-100-HHN | 4" | 38 | 83 | 1,599 | |
| | | 65-150-HHN | 6" | 60 | 131 | 2,123 | |
| | | 65-200-HHN | 8" | 88 | 193 | 3,329 | |
| | | 65-250-HHN | 10" | 127 | 279 | 4,843 | |
| | | 65-300-HHN | 12" | 159 | 349 | 6,017 | |
| | | All adders are added to List Pricing | | | | | |
| | | Series 65/MFN REDUCED WALL DUCTILE MJ X FL To AWWA C515 Mechanical joint end X Flanged end to ANSI B 16.1 Class 125 NRS Ductile iron 250 PSI Size 3"-12" |  | | | | |
| 65-080-MFN | 3" | | | 19 | 42 | 1,266 | |
| 65-100-MFN | 4" | | | 25 | 54 | 1,478 | |
| 65-150-MFN | 6" | | | 43 | 95 | 1,930 | |
| 65-200-MFN | 8" | | | 63 | 139 | 3,234 | |
| 65-250-MFN | 10" | | | 90 | 199 | 5,134 | |
| 65-300-MFN | 12" | | | 135 | 297 | 7,142 | |
| All adders are added to List Pricing | | | | | | | |
| Series 65/MMN REDUCED WALL DUCTILE MJ X MJ To AWWA C515 To AWWA C515 Mechanical joint ends NRS Ductile iron 250 PSI Size 3"-12" |  | | | | | less MJ accessories | |
| | | 65-080-MMN | 3" | 19 | 42 | 1,206 | |
| | | 65-100-MMN | 4" | 24 | 52 | 1,356 | |
| | | 65-150-MMN | 6" | 42 | 93 | 1,792 | |
| | | 65-200-MMN | 8" | 59 | 129 | 3,092 | |
| | | 65-250-MMN | 10" | 89 | 195 | 4,870 | |
| | | 65-300-MMN | 12" | 127 | 279 | 6,756 | |
| For 2" valves see Series 25 pg#17 All adders are added to List Pricing | | | | | | | |

| <p>Type</p> <p>Series 65/PFN REDUCED WALL DUCTILE PO X FL To AWWA C515</p> <p>Push-on joint end (TYTON) X Flanged end to ASME B 16.42 Class 150 NRS Ductile iron 250 PSI Size 4"-12"</p>  | <table border="1"> <thead> <tr> <th data-bbox="613 163 737 184">AVK Ref. #</th> <th data-bbox="889 163 928 184">Size</th> <th colspan="2" data-bbox="1101 163 1221 214">Weight</th> <th data-bbox="1442 163 1481 214">List Price</th> </tr> <tr> <td></td> <td></td> <th data-bbox="1101 193 1123 214">kg</th> <th data-bbox="1205 193 1221 214">lb</th> <td></td> </tr> </thead> <tbody> <tr> <td>65-100-PFN</td> <td>4"</td> <td>26</td> <td>58</td> <td>1,382</td> </tr> <tr> <td>65-150-PFN</td> <td>6"</td> <td>43</td> <td>95</td> <td>1,822</td> </tr> <tr> <td>65-200-PFN</td> <td>8"</td> <td>65</td> <td>142</td> <td>3,120</td> </tr> <tr> <td>65-250-PFN</td> <td>10"</td> <td>96</td> <td>212</td> <td>4,942</td> </tr> <tr> <td>65-300-PFN</td> <td>12"</td> <td>130</td> <td>287</td> <td>6,834</td> </tr> </tbody> </table> <p>All adders are added to List Pricing</p> | AVK Ref. # | Size | Weight | | List Price | | | kg | lb | | 65-100-PFN | 4" | 26 | 58 | 1,382 | 65-150-PFN | 6" | 43 | 95 | 1,822 | 65-200-PFN | 8" | 65 | 142 | 3,120 | 65-250-PFN | 10" | 96 | 212 | 4,942 | 65-300-PFN | 12" | 130 | 287 | 6,834 |
|--|---|--------------|------------------|------------|----|------------|------------|----|----|----|-------|------------|----|----|-----|-------|------------|-----|----|-----|-------|------------|-----|-----|-----|-------|------------|-----|----|-----|-------|------------|-----|-----|-----|-------|
| AVK Ref. # | Size | Weight | | List Price | | | | | | | | | | | | | | | | | | | | | | | | | | | | | | | | |
| | | kg | lb | | | | | | | | | | | | | | | | | | | | | | | | | | | | | | | | | |
| 65-100-PFN | 4" | 26 | 58 | 1,382 | | | | | | | | | | | | | | | | | | | | | | | | | | | | | | | | |
| 65-150-PFN | 6" | 43 | 95 | 1,822 | | | | | | | | | | | | | | | | | | | | | | | | | | | | | | | | |
| 65-200-PFN | 8" | 65 | 142 | 3,120 | | | | | | | | | | | | | | | | | | | | | | | | | | | | | | | | |
| 65-250-PFN | 10" | 96 | 212 | 4,942 | | | | | | | | | | | | | | | | | | | | | | | | | | | | | | | | |
| 65-300-PFN | 12" | 130 | 287 | 6,834 | | | | | | | | | | | | | | | | | | | | | | | | | | | | | | | | |
| <p>Series 65/PPN REDUCED WALL DUCTILE PO X PO To AWWA C515</p> <p>Push-on joint ends (TYTON) NRS Ductile iron 250 PSI Size 4"-12"</p>  | <table border="1"> <tbody> <tr> <td>65-100-PPN</td> <td>4"</td> <td>26</td> <td>56</td> <td>1,382</td> </tr> <tr> <td>65-150-PPN</td> <td>6"</td> <td>43</td> <td>95</td> <td>1,822</td> </tr> <tr> <td>65-200-PPN</td> <td>8"</td> <td>65</td> <td>142</td> <td>3,120</td> </tr> <tr> <td>65-250-PPN</td> <td>10"</td> <td>96</td> <td>212</td> <td>4,942</td> </tr> <tr> <td>65-300-PPN</td> <td>12"</td> <td>130</td> <td>287</td> <td>6,834</td> </tr> </tbody> </table> <p>All adders are added to List Pricing</p> | 65-100-PPN | 4" | 26 | 56 | 1,382 | 65-150-PPN | 6" | 43 | 95 | 1,822 | 65-200-PPN | 8" | 65 | 142 | 3,120 | 65-250-PPN | 10" | 96 | 212 | 4,942 | 65-300-PPN | 12" | 130 | 287 | 6,834 | | | | | | | | | | |
| 65-100-PPN | 4" | 26 | 56 | 1,382 | | | | | | | | | | | | | | | | | | | | | | | | | | | | | | | | |
| 65-150-PPN | 6" | 43 | 95 | 1,822 | | | | | | | | | | | | | | | | | | | | | | | | | | | | | | | | |
| 65-200-PPN | 8" | 65 | 142 | 3,120 | | | | | | | | | | | | | | | | | | | | | | | | | | | | | | | | |
| 65-250-PPN | 10" | 96 | 212 | 4,942 | | | | | | | | | | | | | | | | | | | | | | | | | | | | | | | | |
| 65-300-PPN | 12" | 130 | 287 | 6,834 | | | | | | | | | | | | | | | | | | | | | | | | | | | | | | | | |
| <p>Series 27/65/67 HYMAX GRIP® Socket Set</p> <p>Sizes 1.5"-12"</p>  | <table border="1"> <tbody> <tr> <td>96-350-00282</td> <td>1.5" through 12"</td> <td>260</td> </tr> </tbody> </table> <p>Socket sets can be used on all HYMAX GRIP® fittings for Series 65 valves, Series 27 & 67 hydrants</p> | 96-350-00282 | 1.5" through 12" | 260 | | | | | | | | | | | | | | | | | | | | | | | | | | | | | | | | |
| 96-350-00282 | 1.5" through 12" | 260 | | | | | | | | | | | | | | | | | | | | | | | | | | | | | | | | | | |

SERIES 45, AWWA C509/C515

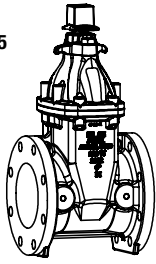
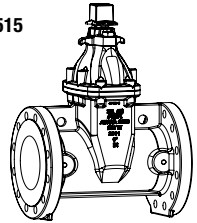
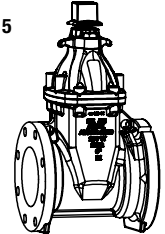
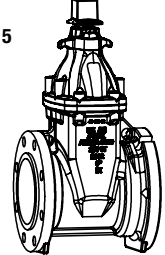
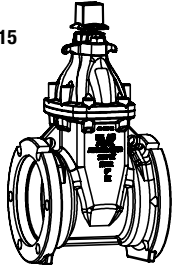
FULL WALL DUCTILE

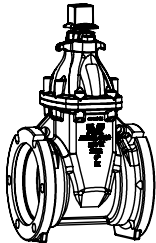
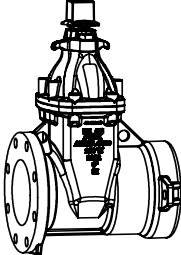
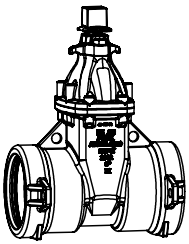
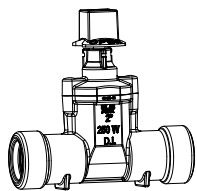
Series 45 AWWA Availability Listing

| Size | FLxFL | FLxFL 250 PSI | GRxGR | IPSxIPS | MJxFL | MJxFL TAPPING | MJxMJ | MJxMJ CUT-IN | POxPO | POxFL |
|------|-------|------------------|-------|---------|-------|------------------|-------|-----------------|-------|-------|
| 2" | | | | X* | | | | | | |
| 2.5" | X* | | | | | | | | | |
| 3" | X | | X | | X | X | X | | | |
| 4" | X | X | X | | X | X | X | | X | X |
| 6" | X | X | X | | X | X | X | X | X | X |
| 8" | X | X | X | | X | X | X | X | X | X |
| 10" | X | X | | | X | X | X | X | X | X |
| 12" | X | X | | | X | X | X | X | X | X |
| 14" | X | | | | X | | X | | | |
| 16" | X | | | | X | | X | | X | X |

* Sizes below 3" not included in AWWA Standards

AWWA C509/C515, FULL WALL DUCTILE, RESILIENT WEDGE GATE VALVES

| Type | AVK Ref. # | Size | Weight | | List Price | |
|---|---|------------|--------|-----|------------|-------|
| | | | kg | lb | | |
| Series 45/FFN FULL WALL DUCTILE FL X FL To AWWA C509/C515 125 lb. Flange Flanged ends to ASME B 16.42 Class 150 NRS Ductile iron 250 PSI Size 2.5"-16" ** For 2" FLxFL see Series 25 |  | 45-065-FFN | 2.5" | 17 | 38 | 1,160 |
| | 45-080-FFN | 3" | 19 | 42 | 1,262 | |
| | 45-100-FFN | 4" | 29 | 63 | 1,402 | |
| | 45-150-FFN | 6" | 44 | 97 | 1,828 | |
| | 45-200-FFN | 8" | 70 | 154 | 3,170 | |
| | 45-250-FFN | 10" | 122 | 269 | 4,970 | |
| | 45-300-FFN | 12" | 186 | 409 | 6,892 | |
| | 45-350-FFN* | 14" | 281 | 620 | 14,501 | |
| | 45-400-FFN* | 16" | 358 | 790 | 15,729 | |
| | * 14"- 36" discount applies | | | | | |
| Series 45/FFH FULL WALL DUCTILE FL X FL To AWWA C509/C515 250 lb. Flange Flanged ends to ASME B 16.42 Class 250 NRS Ductile iron AWWA 250 PSI CWP 350 PSI Size 4"-12" |  | 45-100-FFH | 4" | 41 | 91 | 3,900 |
| | 45-150-FFH | 6" | 73 | 161 | 4,335 | |
| | 45-200-FFH | 8" | 111 | 244 | 5,783 | |
| | 45-250-FFH | 10" | 166 | 366 | 9,390 | |
| | 45-300-FFH | 12" | 245 | 541 | 10,548 | |
| Series 45/MFN FULL WALL DUCTILE MJ X FL To AWWA C509/C515 Mechanical joint end X Flanged end ASME B 16.42 Class 150 NRS Ductile Iron 250 PSI Size 3"-16" |  | 45-080-MFN | 3" | 20 | 43 | 1,266 |
| | 45-100-MFN | 4" | 28 | 62 | 1,478 | |
| | 45-150-MFN | 6" | 47 | 103 | 1,930 | |
| | 45-200-MFN | 8" | 71 | 155 | 3,234 | |
| | 45-250-MFN | 10" | 109 | 240 | 5,134 | |
| | 45-300-MFN | 12" | 153 | 337 | 7,145 | |
| | 45-350-MFN* | 14" | 381 | 840 | 14,501 | |
| | 45-400-MFN* | 16" | 372 | 820 | 15,729 | |
| | * 14"- 36" discount applies | | | | | |
| Series 45/MFT FULL WALL DUCTILE MJ X TAP To AWWA C509/515 Mechanical joint end X Flanged end for tapping sleeves Class 150 NRS Ductile Iron 250 PSI Size 4"-12" |  | 45-100-MFT | 4" | 32 | 71 | 1,772 |
| | 45-150-MFT | 6" | 53 | 117 | 2,502 | |
| | 45-200-MFT | 8" | 79 | 174 | 3,716 | |
| | 45-250-MFT | 10" | 120 | 265 | 5,600 | |
| | 45-300-MFT | 12" | 182 | 401 | 8,460 | |
| Series 45/MMN FULL WALL DUCTILE MJ X MJ To AWWA C509/C515 Mechanical joint ends NRS Ductile iron NRS 250 PSI Size 4"-16" * For 2" MJxMJ see Series 25 |  | 45-080-MMN | 3" | 20 | 43 | 1,206 |
| | 45-100-MMN | 4" | 28 | 62 | 1,356 | |
| | 45-150-MMN | 6" | 47 | 103 | 1,792 | |
| | 45-200-MMN | 8" | 71 | 155 | 3,092 | |
| | 45-250-MMN | 10" | 109 | 240 | 4,870 | |
| | 45-300-MMN | 12" | 153 | 337 | 6,756 | |
| | 45-350-MMN* | 14" | 360 | 794 | 14,501 | |
| | 45-400-MMN* | 16" | 363 | 800 | 15,729 | |
| | * 14"- 36" discount applies | | | | | |

| Type | AVK Ref. # | Size | Weight | | List Price |
|--|------------|-------|--------|--------|---------------------|
| | | | kg | lb | |
| <p>Series 45/MMC FULL WALL DUCTILE MJ Cut-in Valve To AWWA C509/C515</p> <p>Mechanical joint ends for cut-in NRS 250 PSI Size 4"-12"</p>  | | | | | less MJ accessories |
| | 45-100-MMC | 4" | 28 | 62 | 2,018 |
| | 45-150-MMC | 6" | 47 | 103 | 2,756 |
| | 45-200-MMC | 8" | 70 | 155 | 4,288 |
| | 45-250-MMC | 10" | 109 | 240 | 6,150 |
| | 45-300-MMC | 12" | 153 | 337 | 8,460 |
| <p>Series 45/PFN FULL WALL DUCTILE PO X FL To AWWA C509/C515</p> <p>Push-on joint end X Flanged end to ASME B 16.42 Class 150 NRS Ductile Iron 250 PSI Size 4"-12"&16"</p>  | | | | | w/o gasket |
| | 45-100-PFN | 4" | 27 | 59 | 1,382 |
| | 45-150-PFN | 6" | 45 | 98 | 1,822 |
| | 45-200-PFN | 8" | 70 | 154 | 3,120 |
| | 45-250-PFN | 10" | 105 | 232 | 4,942 |
| | 45-300-PFN | 12" | 163 | 358 | 6,834 |
| 45-400-PFN* | 16" | 363 | 800 | 15,729 | |
| * 14"- 36" discount applies | | | | | |
| <p>Series 45/PPN FULL WALL DUCTILE PO X PO To AWWA C509/C515</p> <p>Push-on joint ends NRS Ductile Iron 250 PSI Size 4"-12"&16"</p>  | | | | | w/o gasket |
| | 45-100-PPN | 4" | 26 | 57 | 1,382 |
| | 45-150-PPN | 6" | 44 | 97 | 1,822 |
| | 45-200-PPN | 8" | 71 | 157 | 3,120 |
| | 45-250-PPN | 10" * | 103 | 227 | 4,942 |
| | 45-300-PPN | 12" * | 178 | 391 | 6,834 |
| 45-400-PPN* | 16" | 446 | 982 | 15,729 | |
| * Special gaskets available for 10" & 12" IPSxIPS | | | | | |
| * 14"- 36" discount applies | | | | | |
| <p>Series 45/IIN FULL WALL DUCTILE IPS X IPS</p> <p>Push-on joint ends for PVC pipes NRS Ductile Iron 250 PSI Size 2"</p>  | | | | | less MJ accessories |
| 45-050-IIN | 2" | 8 | 18 | 838 | |

SERIES 55, AWWA C515

LARGE DIAMETER DUCTILE

Series 55 AWWA Availability Listing

| Size | FLxFL | MJxFL | MJxMJ |
|------|-------|-------|-------|
| 18" | X | X * | X |
| 20" | X | X * | X |
| 24" | X | X * | X |
| 30" | X ** | X ** | X ** |
| 36" | X | X | X |

* MJxFL Adaptor Kit on FLxFL valve and MJxFL can be used as tapping valve

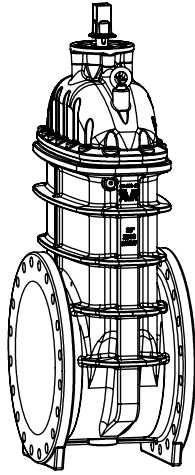
** Integral Bypass Flanges on long lay length

AWWA C515, LARGE DIAMETER DUCTILE, RESILIENT WEDGE GATE VALVES

Type

**Series 55/FFN
LARGE DIAMETER C515
FLxFL**

Full wall ductile iron
Flanged ends to
ANSI B 16.1,
Class 150 NRS
250 PSI
Size 18", 20", 24", 30", 36"



AVK Ref. #

Size

**Weight
kg lb**

**List
Price**

| | | | | |
|------------|-----|------|------|---------|
| 55-450-FFN | 18" | 599 | 1321 | 25,745 |
| 55-500-FFN | 20" | 639 | 1408 | 30,919 |
| 55-600-FFN | 24" | 856 | 1886 | 43,963 |
| 55-800-FFN | 30" | 2434 | 5366 | 76,700 |
| 55-900-FFN | 36" | 3780 | 8332 | 122,700 |

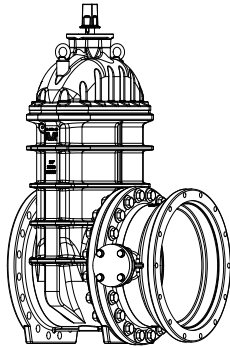
30" FLxFL available in lay lengths of 26" - Short, and 39" - Long. Long lay length has integral bypass flanges for mounting bypass valve assembly. Specify lay length when ordering.

All 30"-36" valves are supplied with actuation.

Use Series 55 valve discount

**Series 55/MFN
LARGE DIAMETER C515
MJ X FL**

Full wall ductile iron
Mechanical joint end
X Flanged end to
ANSI B 16.1
Class 150 NRS
250 PSI
Size 18", 20", 24", 30", 36"



less MJ accessories

| | | | | |
|------------|-----|------|------|---------|
| 55-450-MFN | 18" | XXXX | XXXX | 25,745 |
| 55-500-MFN | 20" | XXXX | XXXX | 30,919 |
| 55-600-MFN | 24" | XXXX | XXXX | 43,963 |
| 55-800-MFN | 30" | XXXX | XXXX | 76,700 |
| 55-900-MFN | 36" | 3812 | 8404 | 122,700 |

18", 20", 24", FLxFL valve with MJxFL adaptor, less MJ accessories

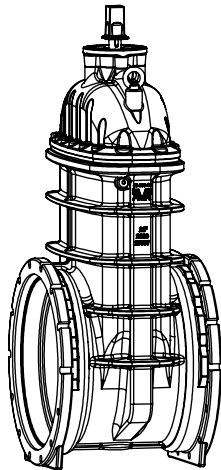
30", Integral bypass flanges

All 30"-36" valves are supplied with actuation.

Use Series 55 valve discount

**Series 55/MMN
LARGE DIAMETER C515
MJxMJ**

Full wall ductile iron
Mechanical joint ends
NRS
250 PSI
Size 18", 20", 24", 30", 36"



less MJ accessories

| | | | | |
|------------|-----|------|-------|---------|
| 55-450-MMN | 18" | 603 | 1330 | 25,745 |
| 55-500-MMN | 20" | 635 | 1400 | 30,919 |
| 55-600-MMN | 24" | 847 | 1867 | 43,963 |
| 55-800-MMN | 30" | 2472 | 5450 | 76,700 |
| 55-900-MMN | 36" | 5151 | 11354 | 122,700 |

30", Integral bypass flanges

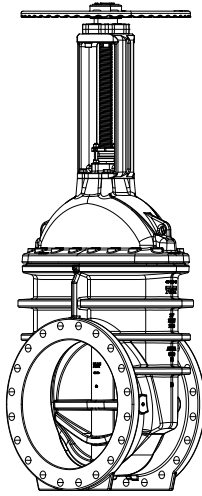
All 30"-36" valves are supplied with actuation.

Use Series 55 valve discount

Type

Series 55/FFO/MO
LARGE DIAMETER C515
FLxFL OS&Y
MANUAL OPERATION

Full wall ductile iron
 Flanged ends to
 ANSI B 16.1,
 Class 150 NRS
 250 PSI
 Size 18", 20", 24"



AVK Ref. #

Size

Weight
 kg lb

List Price

| AVK Ref. # | Size | Weight kg | Weight lb | List Price |
|---------------|------|--------------|--------------|------------|
| 55-450-FFO-MO | 18" | 599 | 1321 | 28,820 |
| 55-500-FFO-MO | 20" | 639 | 1408 | 36,180 |
| 55-600-FFO-MO | 24" | 856 | 1886 | 49,990 |

Use 14"-36" valve discount

For geared OS&Y valves refer to the Series 753 price adders

SERIES 66, AWWA C515 (where applicable)

HDPE ENDS, DUCTILE

Series 66 AWWA Availability Listing

| Size | SDR 9 | SDR 11 | SDR 13.5 | SDR 17 |
|------|-------|--------|----------|--------|
| 2" | X | X | X | X |
| 3" | X | X | X | X |
| 4" | X | X | X | |
| 6" | X | X | X | |
| 8" | X | X | X | |
| 10" | X | X | X | |
| 12" | X | X | X | |
| 14" | | X | | |
| 16" | | X | | |


When selecting SDR type, specify IPS or DIPS sizes

AWWA C515, HDPE ENDS, DUCTILE, RESILIENT WEDGE GATE VALVES

Type

**Series 66/EEN
Ductile iron gate valve with
PE-ends**

(Specify IPS or DIPS pipe size)
NRS
250 PSI
Size 4"-12"



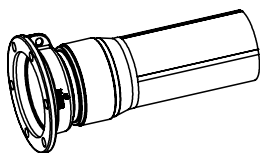
| AVK Ref. # | Size | Weight | | List Price | | | |
|------------|------|--------|-----|------------|--------|----------|--------|
| | | kg | lb | SDR 9 | SDR 11 | SDR 13.5 | SDR 17 |
| 66-050-EEN | 2" | 9 | 20 | 1,041 | 991 | 998 | 958 |
| 66-080-EEN | 3" | 17 | 36 | 1,441 | 1,401 | 1,371 | 1,368 |
| 66-100-EEN | 4" | 26 | 56 | 1,601 | 1,551 | 1,503 | N/A |
| 66-150-EEN | 6" | 52 | 114 | 2,105 | 2,041 | 1,979 | N/A |
| 66-200-EEN | 8" | 80 | 175 | 3,383 | 3,335 | 3,289 | N/A |
| 66-250-EEN | 10" | 103 | 227 | 5,763 | 5,757 | 5,611 | N/A |
| 66-300-EEN | 12" | 152 | 335 | 8,131 | 8,015 | 7,921 | N/A |
| 66-350-EEN | 14** | xxx | xxx | N/A | 29,200 | N/A | N/A |
| 66-400-EEN | 16** | xxx | xxx | N/A | 30,500 | N/A | N/A |

Specify SDR size, IPS or DIPS

*14"-16" special delivery from Denmark, minimum of 20 weeks delivery

**Series 66/MEF
Ductile iron Mechanical Joint
Transition fitting for gate valve
with PE-ends**

250 PSI
Size 4"-12"



| | | | | | | | |
|------------|-----|----|-----|-------|-------|-------|-----|
| 66-100-MEF | 4" | 12 | 27 | 351 | 351 | 351 | N/A |
| 66-150-MEF | 6" | 19 | 42 | 641 | 641 | 641 | N/A |
| 66-200-MEF | 8" | 30 | 65 | 851 | 851 | 851 | N/A |
| 66-250-MEF | 10" | 51 | 112 | 1,561 | 1,561 | 1,561 | N/A |
| 66-300-MEF | 12" | 69 | 152 | 1,841 | 1,841 | 1,841 | N/A |

Specify SDR size, IPS or DIPS

SERIES 03, AWWA C509 (where applicable)

SMALL DIAMETER DUCTILE

| Series 03 AWWA Availability Listing | | |
|-------------------------------------|---------|---------|
| Size | IPSxIPS | NPTxNPT |
| 1" | | X |
| 1.5" | | X |
| 2" | X* | X |
| 2.5" | | X |
| 3" | | X |

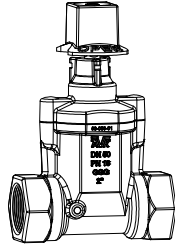
Sizes below 3" not included in AWWA Standards
 * For 2" IPSxIPS, see Series 45 pg.# 10

AWWA, RESILIENT WEDGE GATE VALVES

Type

**Series 03/TTN
SMALL DIAMETER DUCTILE
NPT X NPT**

NPT ends
NRS
250 PSI
Size 1"-3"



AVK Ref. #

Size

Weight
kg lb

List
Price

| | | | | |
|------------|------|----|----|-------|
| 03-032-TTN | 1" | 4 | 8 | 796 |
| 03-050-TTN | 1.5" | 6 | 14 | 856 |
| 03-063-TTN | 2" | 8 | 18 | 824 |
| 03-075-TTN | 2.5" | 12 | 25 | 1,018 |
| 03-090-TTN | 3" | 15 | 32 | 1,216 |

SERIES 25, AWWA C509

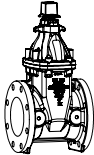
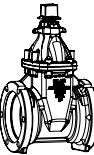
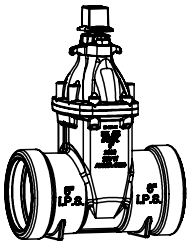
FULL WALL GREY IRON




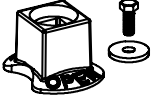
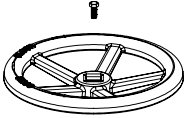
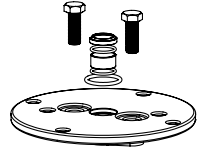
Series 25 AWWA Availability Listing


| Size | FLxFL | IPSxIPS | MJxMJ |
|------|-------|---------|-------|
| 2" | X | | X |
| 2.5" | | X | |
| 3" | | X | |
| 4" | | X | |
| 6" | | X | |
| 8" | | X | |

Sizes below 3" not included in AWWA Standards
 For IPSxIPS 10"&12", see Series 45 POxPO with special gaskets pg.# 10

AWWA, RESILIENT WEDGE GATE VALVES

| Type | AVK Ref. # | Size | Weight | | List Price |
|---|------------------|------|--------|-----|------------|
| | | | kg | lb | |
| <p>Series 25/FFN FL X FL FULL WALL GREY IRON C509</p> <p>Flanged ends to ANSI B 16.1 Class 125 NRS 250 PSI Size 2"</p>  | 25-050-FFN | 2" | 13 | 29 | 733 |
| <p>Series 25/MMN MJ X MJ FULL WALL GREY IRON C509</p> <p>To AWWA C509 Mechanical joint ends NRS Grey cast iron 250 PSI Size 2"</p>  | 25-050-MMN | 2" | 13 | 29 | 741 |
| <p>Series 25/IIN IPS X IPS FULL WALL GREY IRON C509</p> <p>To AWWA C509 Push-on joint ends for PVC pipes NRS Grey Cast Iron 250 PSI Size 2.5"-12"</p>  | IPS with gaskets | | | | |
| | 25-065-IIN | 2.5" | 20 | 43 | 1,148 |
| | 25-080-IIN | 3" | 20 | 43 | 1,202 |
| | 25-100-IIN | 4" | 28 | 62 | 1,284 |
| | 25-150-IIN | 6" | 47 | 103 | 1,780 |
| | 25-200-IIN | 8" | 71 | 155 | 3,040 |
| <p>Gaskets are included with IPS valves Note: 10" & 12" sizes use Series 45 POxPO with transition gaskets</p> | | | | | |

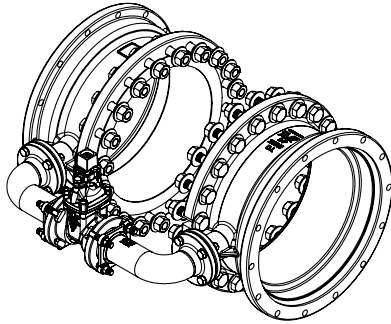
| <p>Type</p> | <table border="1"> <thead> <tr> <th data-bbox="573 92 779 262">AVK Ref. #</th> <th data-bbox="779 92 1088 262">Size</th> <th colspan="2" data-bbox="1088 92 1429 262">Weight</th> <th data-bbox="1429 92 1554 262">List Price</th> </tr> <tr> <td></td> <td></td> <th data-bbox="1088 178 1153 262">kg</th> <th data-bbox="1153 178 1429 262">lb</th> <td></td> </tr> </thead> <tbody> <tr> <td data-bbox="92 262 573 567" rowspan="8"> <p>Series 04 Wrench nut Ductile Iron</p>  </td> <td data-bbox="573 262 779 294">F225</td> <td data-bbox="779 262 1088 294">1" - 2" (for series 03)</td> <td data-bbox="1088 262 1153 294">0.8</td> <td data-bbox="1153 262 1429 294">1.8</td> <td data-bbox="1429 262 1554 294">41</td> </tr> <tr> <td data-bbox="573 294 779 325">F225</td> <td data-bbox="779 294 1088 325">2"</td> <td data-bbox="1088 294 1153 325">0.8</td> <td data-bbox="1153 294 1429 325">1.8</td> <td data-bbox="1429 294 1554 325">41</td> </tr> <tr> <td data-bbox="573 325 779 357">F225</td> <td data-bbox="779 325 1088 357">2.5" - 4"</td> <td data-bbox="1088 325 1153 357">1.0</td> <td data-bbox="1153 325 1429 357">2.2</td> <td data-bbox="1429 325 1554 357">51</td> </tr> <tr> <td data-bbox="573 357 779 388">F225</td> <td data-bbox="779 357 1088 388">6"</td> <td data-bbox="1088 357 1153 388">1.1</td> <td data-bbox="1153 357 1429 388">2.4</td> <td data-bbox="1429 357 1554 388">51</td> </tr> <tr> <td data-bbox="573 388 779 420">F225</td> <td data-bbox="779 388 1088 420">8" - 12"</td> <td data-bbox="1088 388 1153 420">1.2</td> <td data-bbox="1153 388 1429 420">2.6</td> <td data-bbox="1429 388 1554 420">61</td> </tr> <tr> <td data-bbox="573 420 779 451">F225</td> <td data-bbox="779 420 1088 451">14" - 16"</td> <td data-bbox="1088 420 1153 451">1.4</td> <td data-bbox="1153 420 1429 451">3.0</td> <td data-bbox="1429 420 1554 451">61</td> </tr> <tr> <td data-bbox="573 451 779 483">F225</td> <td data-bbox="779 451 1088 483">18" - 24"</td> <td data-bbox="1088 451 1153 483">2.3</td> <td data-bbox="1153 451 1429 483">5.0</td> <td data-bbox="1429 451 1554 483">201</td> </tr> <tr> <td colspan="5" data-bbox="573 483 1554 567"> <p>Please specify open left or open right, use gate valve parts discount</p> </td> </tr> </tbody> </table> | AVK Ref. # | Size | Weight | | List Price | | | kg | lb | | <p>Series 04 Wrench nut Ductile Iron</p>  | F225 | 1" - 2" (for series 03) | 0.8 | 1.8 | 41 | F225 | 2" | 0.8 | 1.8 | 41 | F225 | 2.5" - 4" | 1.0 | 2.2 | 51 | F225 | 6" | 1.1 | 2.4 | 51 | F225 | 8" - 12" | 1.2 | 2.6 | 61 | F225 | 14" - 16" | 1.4 | 3.0 | 61 | F225 | 18" - 24" | 2.3 | 5.0 | 201 | <p>Please specify open left or open right, use gate valve parts discount</p> | | | | |
|--|--|-------------------------|-------------------------|------------|------|------------|---------|--|-----|-----|-----|---|-----------|-------------------------|-----|-----|------|------|-----|-----|-----|------|----------|-----------|------|-----|------|-----------|------|------|-----|------|-----------|----------|------|-----|---|-----------|-----------|------|-----|---|------|-----------|-----|-----|-----|---|--|--|--|--|
| AVK Ref. # | Size | Weight | | List Price | | | | | | | | | | | | | | | | | | | | | | | | | | | | | | | | | | | | | | | | | | | | | | | | |
| | | kg | lb | | | | | | | | | | | | | | | | | | | | | | | | | | | | | | | | | | | | | | | | | | | | | | | | | |
| <p>Series 04 Wrench nut Ductile Iron</p>  | F225 | 1" - 2" (for series 03) | 0.8 | 1.8 | 41 | | | | | | | | | | | | | | | | | | | | | | | | | | | | | | | | | | | | | | | | | | | | | | | |
| | F225 | 2" | 0.8 | 1.8 | 41 | | | | | | | | | | | | | | | | | | | | | | | | | | | | | | | | | | | | | | | | | | | | | | | |
| | F225 | 2.5" - 4" | 1.0 | 2.2 | 51 | | | | | | | | | | | | | | | | | | | | | | | | | | | | | | | | | | | | | | | | | | | | | | | |
| | F225 | 6" | 1.1 | 2.4 | 51 | | | | | | | | | | | | | | | | | | | | | | | | | | | | | | | | | | | | | | | | | | | | | | | |
| | F225 | 8" - 12" | 1.2 | 2.6 | 61 | | | | | | | | | | | | | | | | | | | | | | | | | | | | | | | | | | | | | | | | | | | | | | | |
| | F225 | 14" - 16" | 1.4 | 3.0 | 61 | | | | | | | | | | | | | | | | | | | | | | | | | | | | | | | | | | | | | | | | | | | | | | | |
| | F225 | 18" - 24" | 2.3 | 5.0 | 201 | | | | | | | | | | | | | | | | | | | | | | | | | | | | | | | | | | | | | | | | | | | | | | | |
| | <p>Please specify open left or open right, use gate valve parts discount</p> | | | | | | | | | | | | | | | | | | | | | | | | | | | | | | | | | | | | | | | | | | | | | | | | | | | |
| <p>Series 04 Wrench nut Bronze</p>  | <table border="1"> <tbody> <tr> <td data-bbox="573 619 779 651">F225</td> <td data-bbox="779 619 1088 651">1" - 2" (for series 03)</td> <td data-bbox="1088 619 1153 651">0.8</td> <td data-bbox="1153 619 1429 651">1.8</td> <td data-bbox="1429 619 1554 651">160</td> </tr> <tr> <td data-bbox="573 651 779 682">F225</td> <td data-bbox="779 651 1088 682">2"</td> <td data-bbox="1088 651 1153 682">0.8</td> <td data-bbox="1153 651 1429 682">1.8</td> <td data-bbox="1429 651 1554 682">160</td> </tr> <tr> <td data-bbox="573 682 779 714">F225</td> <td data-bbox="779 682 1088 714">2.5" - 4"</td> <td data-bbox="1088 682 1153 714">1.0</td> <td data-bbox="1153 682 1429 714">2.2</td> <td data-bbox="1429 682 1554 714">160</td> </tr> <tr> <td data-bbox="573 714 779 745">F225</td> <td data-bbox="779 714 1088 745">6"</td> <td data-bbox="1088 714 1153 745">1.1</td> <td data-bbox="1153 714 1429 745">2.4</td> <td data-bbox="1429 714 1554 745">185</td> </tr> <tr> <td data-bbox="573 745 779 777">F225</td> <td data-bbox="779 745 1088 777">8" - 12"</td> <td data-bbox="1088 745 1153 777">1.2</td> <td data-bbox="1153 745 1429 777">2.6</td> <td data-bbox="1429 745 1554 777">195</td> </tr> <tr> <td data-bbox="573 777 779 808">F225</td> <td data-bbox="779 777 1088 808">14" - 16"</td> <td data-bbox="1088 777 1153 808">1.4</td> <td data-bbox="1153 777 1429 808">3.0</td> <td data-bbox="1429 777 1554 808">200</td> </tr> <tr> <td data-bbox="573 808 779 840">F225</td> <td data-bbox="779 808 1088 840">18" - 24"</td> <td data-bbox="1088 808 1153 840">2.3</td> <td data-bbox="1153 808 1429 840">5.0</td> <td data-bbox="1429 808 1554 840">xxx</td> </tr> <tr> <td colspan="5" data-bbox="573 840 1554 913"> <p>Please specify open left or open right, use gate valve parts discount</p> </td> </tr> </tbody> </table> | F225 | 1" - 2" (for series 03) | 0.8 | 1.8 | 160 | F225 | 2" | 0.8 | 1.8 | 160 | F225 | 2.5" - 4" | 1.0 | 2.2 | 160 | F225 | 6" | 1.1 | 2.4 | 185 | F225 | 8" - 12" | 1.2 | 2.6 | 195 | F225 | 14" - 16" | 1.4 | 3.0 | 200 | F225 | 18" - 24" | 2.3 | 5.0 | xxx | <p>Please specify open left or open right, use gate valve parts discount</p> | | | | | | | | | | | | | | | |
| F225 | 1" - 2" (for series 03) | 0.8 | 1.8 | 160 | | | | | | | | | | | | | | | | | | | | | | | | | | | | | | | | | | | | | | | | | | | | | | | | |
| F225 | 2" | 0.8 | 1.8 | 160 | | | | | | | | | | | | | | | | | | | | | | | | | | | | | | | | | | | | | | | | | | | | | | | | |
| F225 | 2.5" - 4" | 1.0 | 2.2 | 160 | | | | | | | | | | | | | | | | | | | | | | | | | | | | | | | | | | | | | | | | | | | | | | | | |
| F225 | 6" | 1.1 | 2.4 | 185 | | | | | | | | | | | | | | | | | | | | | | | | | | | | | | | | | | | | | | | | | | | | | | | | |
| F225 | 8" - 12" | 1.2 | 2.6 | 195 | | | | | | | | | | | | | | | | | | | | | | | | | | | | | | | | | | | | | | | | | | | | | | | | |
| F225 | 14" - 16" | 1.4 | 3.0 | 200 | | | | | | | | | | | | | | | | | | | | | | | | | | | | | | | | | | | | | | | | | | | | | | | | |
| F225 | 18" - 24" | 2.3 | 5.0 | xxx | | | | | | | | | | | | | | | | | | | | | | | | | | | | | | | | | | | | | | | | | | | | | | | | |
| <p>Please specify open left or open right, use gate valve parts discount</p> | | | | | | | | | | | | | | | | | | | | | | | | | | | | | | | | | | | | | | | | | | | | | | | | | | | | |
| <p>Series 08 Handwheel</p> <p>for AVK gate valves series 45, 55, 65 and 66 With bolt and washer Grey cast iron Size 1"-30"</p>  | <table border="1"> <tbody> <tr> <td data-bbox="573 976 779 1008">F222</td> <td data-bbox="779 976 1088 1008">1" - 2"</td> <td data-bbox="1088 976 1153 1008">1.5</td> <td data-bbox="1153 976 1429 1008">3.3</td> <td data-bbox="1429 976 1554 1008">30</td> </tr> <tr> <td data-bbox="573 1008 779 1039">F222</td> <td data-bbox="779 1008 1088 1039">2.5" - 3"</td> <td data-bbox="1088 1008 1153 1039">3.0</td> <td data-bbox="1153 1008 1429 1039">6.6</td> <td data-bbox="1429 1008 1554 1039">50</td> </tr> <tr> <td data-bbox="573 1039 779 1071">F222</td> <td data-bbox="779 1039 1088 1071">4"</td> <td data-bbox="1088 1039 1153 1071">3.5</td> <td data-bbox="1153 1039 1429 1071">7.7</td> <td data-bbox="1429 1039 1554 1071">65</td> </tr> <tr> <td data-bbox="573 1071 779 1102">F222</td> <td data-bbox="779 1071 1088 1102">6"</td> <td data-bbox="1088 1071 1153 1102">4.2</td> <td data-bbox="1153 1071 1429 1102">9.3</td> <td data-bbox="1429 1071 1554 1102">85</td> </tr> <tr> <td data-bbox="573 1102 779 1134">F222</td> <td data-bbox="779 1102 1088 1134">8"</td> <td data-bbox="1088 1102 1153 1134">6.0</td> <td data-bbox="1153 1102 1429 1134">13.2</td> <td data-bbox="1429 1102 1554 1134">135</td> </tr> <tr> <td data-bbox="573 1134 779 1165">F222</td> <td data-bbox="779 1134 1088 1165">10" - 12"</td> <td data-bbox="1088 1134 1153 1165">11.0</td> <td data-bbox="1153 1134 1429 1165">24.3</td> <td data-bbox="1429 1134 1554 1165">180</td> </tr> <tr> <td data-bbox="573 1165 779 1197">F222</td> <td data-bbox="779 1165 1088 1197">14" - 16"</td> <td data-bbox="1088 1165 1153 1197">16.9</td> <td data-bbox="1153 1165 1429 1197">37.2</td> <td data-bbox="1429 1165 1554 1197">310</td> </tr> <tr> <td data-bbox="573 1197 779 1228">F222</td> <td data-bbox="779 1197 1088 1228">18" - 24"</td> <td data-bbox="1088 1197 1153 1228">18.2</td> <td data-bbox="1153 1197 1429 1228">40.0</td> <td data-bbox="1429 1197 1554 1228">540</td> </tr> <tr> <td colspan="5" data-bbox="573 1228 1554 1312"> <p>Please specify open left or open right, use gate valve parts discount</p> </td> </tr> </tbody> </table> | F222 | 1" - 2" | 1.5 | 3.3 | 30 | F222 | 2.5" - 3" | 3.0 | 6.6 | 50 | F222 | 4" | 3.5 | 7.7 | 65 | F222 | 6" | 4.2 | 9.3 | 85 | F222 | 8" | 6.0 | 13.2 | 135 | F222 | 10" - 12" | 11.0 | 24.3 | 180 | F222 | 14" - 16" | 16.9 | 37.2 | 310 | F222 | 18" - 24" | 18.2 | 40.0 | 540 | <p>Please specify open left or open right, use gate valve parts discount</p> | | | | | | | | | | |
| F222 | 1" - 2" | 1.5 | 3.3 | 30 | | | | | | | | | | | | | | | | | | | | | | | | | | | | | | | | | | | | | | | | | | | | | | | | |
| F222 | 2.5" - 3" | 3.0 | 6.6 | 50 | | | | | | | | | | | | | | | | | | | | | | | | | | | | | | | | | | | | | | | | | | | | | | | | |
| F222 | 4" | 3.5 | 7.7 | 65 | | | | | | | | | | | | | | | | | | | | | | | | | | | | | | | | | | | | | | | | | | | | | | | | |
| F222 | 6" | 4.2 | 9.3 | 85 | | | | | | | | | | | | | | | | | | | | | | | | | | | | | | | | | | | | | | | | | | | | | | | | |
| F222 | 8" | 6.0 | 13.2 | 135 | | | | | | | | | | | | | | | | | | | | | | | | | | | | | | | | | | | | | | | | | | | | | | | | |
| F222 | 10" - 12" | 11.0 | 24.3 | 180 | | | | | | | | | | | | | | | | | | | | | | | | | | | | | | | | | | | | | | | | | | | | | | | | |
| F222 | 14" - 16" | 16.9 | 37.2 | 310 | | | | | | | | | | | | | | | | | | | | | | | | | | | | | | | | | | | | | | | | | | | | | | | | |
| F222 | 18" - 24" | 18.2 | 40.0 | 540 | | | | | | | | | | | | | | | | | | | | | | | | | | | | | | | | | | | | | | | | | | | | | | | | |
| <p>Please specify open left or open right, use gate valve parts discount</p> | | | | | | | | | | | | | | | | | | | | | | | | | | | | | | | | | | | | | | | | | | | | | | | | | | | | |
| <p>Series 18/45/55/65/66 Post Indicator Plate</p> <p>Sizes 2.5"-24"</p> <p>Not UL/FM</p>  | <table border="1"> <tbody> <tr> <td data-bbox="573 1365 779 1396">F224</td> <td data-bbox="779 1365 1429 1396">2.5" through 16"</td> <td data-bbox="1429 1365 1554 1396">add 301</td> </tr> <tr> <td data-bbox="573 1396 779 1428">F224</td> <td data-bbox="779 1396 1429 1428">18"-24"</td> <td data-bbox="1429 1396 1554 1428">add 501</td> </tr> <tr> <td colspan="3" data-bbox="573 1428 1554 1638"> <p>Series 25 kits used on series 45, 65, and 66 valves</p> </td> </tr> </tbody> </table> | F224 | 2.5" through 16" | add 301 | F224 | 18"-24" | add 501 | <p>Series 25 kits used on series 45, 65, and 66 valves</p> | | | | | | | | | | | | | | | | | | | | | | | | | | | | | | | | | | | | | | | | | | | | |
| F224 | 2.5" through 16" | add 301 | | | | | | | | | | | | | | | | | | | | | | | | | | | | | | | | | | | | | | | | | | | | | | | | | | |
| F224 | 18"-24" | add 501 | | | | | | | | | | | | | | | | | | | | | | | | | | | | | | | | | | | | | | | | | | | | | | | | | | |
| <p>Series 25 kits used on series 45, 65, and 66 valves</p> | | | | | | | | | | | | | | | | | | | | | | | | | | | | | | | | | | | | | | | | | | | | | | | | | | | | |
| | | | | | | | | | | | | | | | | | | | | | | | | | | | | | | | | | | | | | | | | | | | | | | | | | | | | |

| Type | AVK Ref. # | Size | Weight | | List Price | |
|--|--|------------|-------------------|----------------|------------|---------|
| | | | kg | lb | | |
| Tapping Valve Accessory Kit Chain Wheel Operators for OS&Y Gate Valves Contact American AVK for lead times | F238A | 4" | 4 | 8 | 91 | |
| | F238B | 6" | 5 | 10 | 121 | |
| | F238C | 8" | 6 | 12 | 151 | |
| | F238D | 10" | 7 | 15 | 261 | |
| | F238E | 12" | 9 | 20 | 311 | |
| | If kits require 304 Stainless Steel bolts add to list price: | | | | | |
| | | | 4" | | | add 51 |
| | | | 6" | | | add 121 |
| | | | 8" | | | add 121 |
| | | | 10" | | | add 151 |
| | | | 12" | | | add 181 |
| | If kits require 316 Stainless Steel bolts add to list price: | | | | | |
| | | | 4" | | | add 81 |
| | | | 6" | | | add 151 |
| | | | 8" | | | add 151 |
| | | 10" | | | add 181 | |
| | | 12" | | | add 221 | |
| Chain Wheel Operators for NRS Gate Valves Contact American AVK for lead times | Chain Wheel # | Valve Size | Chain Wheel Price | Chain/Ft Price | | |
| | #2 | 2.5"-3" | 371 | 9 | | |
| | #2.5 | 4" | 531 | 9 | | |
| | #3 | 6"-8" | 611 | 9 | | |
| | #3.5 | 10"-12" | 921 | 11 | | |
| | Use gate valve parts discount | | | | | |
| Chain Wheel Operators for NRS Gate Valves Contact American AVK for lead times | Chain Wheel # | Valve Size | Chain Wheel Price | Chain/Ft Price | | |
| | #2 | 2.5"-3" | 371 | 9 | | |
| | #2.5 | 4" | 531 | 9 | | |
| | #3 | 6"-8" | 1,211 | 9 | | |
| | #4 | 10"-12" | 1,251 | 11 | | |
| | #4.5 | 14"-16" | 1,979 | 11 | | |
| #5 | 18",20",24",30" | 2,439 | 11 | | | |
| Use gate valve parts discount | | | | | | |
| Motor Operators  | | | | | POA | |
| | Contact American AVK for specifications and availability | | | | | |

Type

**Series 55
Bypass Kits**

Includes spool pieces, bypass valve, elbows, and required hardware kit to valve



AVK Ref. #

Size

List Price

| AVK Part # | Size | Price |
|------------|------|--------|
| 55-450-7X | 18" | 5,601 |
| 55-500-7X | 20" | 6,001 |
| 55-600-7X | 24" | 8,801 |
| 55-800-7X* | 30" | 9,500 |
| 55-900-7X* | 36" | 11,000 |

* 30" & 36" does not include spool pieces - Spool connections, integral on body

Specify FLxFL, MJxFL, or MJxMJ

If kits require 304 Stainless Steel bolts add to list price:

| | | |
|--|-----|-----------|
| | 18" | add 2,651 |
| | 20" | add 2,651 |
| | 24" | add 4,801 |
| | 30" | POA |
| | 36" | POA |

If kits require 316 Stainless Steel bolts add to list price:

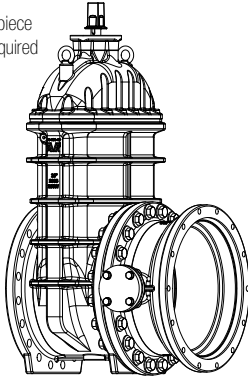
| | | |
|--|-----|-----------|
| | 18" | add 3,201 |
| | 20" | add 3,201 |
| | 24" | add 5,501 |
| | 30" | POA |
| | 36" | POA |

Less MJ and Flange accessories

Type

Series 55 Tapping Kits

Includes MJ spool piece
Cover Plate, and required
hardware kit to
valve



AVK Ref. #

Size

List Price

| AVK Part # | Size | Price |
|------------|------|-------|
| 55-450-7X | 18" | 2,601 |
| 55-500-7X | 20" | 3,201 |
| 55-600-7X | 24" | 4,001 |

If kits require 304 Stainless Steel bolts add to list price:

| | |
|-----|-----------|
| 18" | add 1,331 |
| 20" | add 1,331 |
| 24" | add 2,401 |

If kits require 316 Stainless Steel bolts add to list price:

| | |
|-----|-----------|
| 18" | add 1,601 |
| 20" | add 1,601 |
| 24" | add 2,701 |

Optional Stainless Steel Fasteners

Valve Size

List Price Adder

| Valve Size | List Price Adder | |
|------------|------------------|----------|
| | 316 NRS | 304 OS&Y |
| 1"-4" | 189 | 101 |
| 6" | 251 | 141 |
| 8" | 301 | 151 |
| 10" | 351 | 181 |
| 12" | 421 | 211 |
| 14"-16" | 1,321 | |
| 18" | 1,981 | |
| 20" | 2,651 | |
| 24" | 3,251 | |
| 30" | POA | |

Add to valve list price before discount

Optional Valve Stems

Optional NRS Stems

List Price Adder

| Valve Size | 430 | 304 | 316 | Bronze |
|---------------|-----|-----|-----|--------|
| 1"-3" | 85 | 100 | 120 | 250 |
| 4" | 100 | 120 | 150 | 300 |
| 6" | 125 | 150 | 200 | 400 |
| 8" | 185 | 200 | 250 | 500 |
| 10" | 210 | 250 | 500 | 800 |
| 12" | 250 | 300 | 600 | 1,000 |
| 14"-16" | POA | POA | POA | POA |
| 18", 20", 24" | POA | POA | POA | POA |
| 30"-36" | POA | POA | POA | POA |

Optional OS&Y Stems

List Price Adder

| Valve Size | 430F Stainless | 316 Stainless |
|------------|----------------|---------------|
| 3" | 231 | 270 |
| 4" | 231 | 270 |
| 6" | 301 | 350 |
| 8" | 461 | 540 |
| 10" | 1,361 | 1,601 |
| 12" | 1,481 | 1,741 |

Add to valve list price before discount

| | | | | | | | | | | | | | | | | | | | | | | | | | | | | | | | | | | | | | | | | | | | | | | | | | | | | | |
|---|---|-------------------------------------|------------------|---------------------------------------|-------|----------------------------------|-------|-----------------------------------|-------|---------------------------------|-------|-----|-------|-----|-------|-----|-------|-----|-------|-----|-------|-----|-------|-----|-------|-----|-----|-----------------------|------------------|----|-------|----|-------|----|-------|----|-------|-----|-------|-----|-------|-----|-------|-----|-------|-----|-------|-----|-------|-----|-------|-----|-----|
| <p>Type</p> <p>Optional Epoxy Coatings</p> | <table border="0"> <tr> <td>Optional Epoxy Coating Requirements</td> <td>List Price Adder</td> </tr> <tr> <td>Coating to exceed 10-12 mil thickness</td> <td>POA</td> </tr> <tr> <td>Holiday Free Coating Inside Only</td> <td>POA</td> </tr> <tr> <td>Holiday Free Coating Outside Only</td> <td>POA</td> </tr> <tr> <td>Pantone (For reclaimed water)</td> <td>POA</td> </tr> </table> | Optional Epoxy Coating Requirements | List Price Adder | Coating to exceed 10-12 mil thickness | POA | Holiday Free Coating Inside Only | POA | Holiday Free Coating Outside Only | POA | Pantone (For reclaimed water) | POA | | | | | | | | | | | | | | | | | | | | | | | | | | | | | | | | | | | | | | | | | | |
| Optional Epoxy Coating Requirements | List Price Adder | | | | | | | | | | | | | | | | | | | | | | | | | | | | | | | | | | | | | | | | | | | | | | | | | | | | |
| Coating to exceed 10-12 mil thickness | POA | | | | | | | | | | | | | | | | | | | | | | | | | | | | | | | | | | | | | | | | | | | | | | | | | | | | |
| Holiday Free Coating Inside Only | POA | | | | | | | | | | | | | | | | | | | | | | | | | | | | | | | | | | | | | | | | | | | | | | | | | | | | |
| Holiday Free Coating Outside Only | POA | | | | | | | | | | | | | | | | | | | | | | | | | | | | | | | | | | | | | | | | | | | | | | | | | | | | |
| Pantone (For reclaimed water) | POA | | | | | | | | | | | | | | | | | | | | | | | | | | | | | | | | | | | | | | | | | | | | | | | | | | | | |
| <p>Gearing Series 753</p> <p>To AWWA C509/C515</p> | <table border="0"> <tr> <td>Bevel Gear Valve Sizes</td> <td>List Price Adder</td> </tr> <tr><td>3"</td><td>4,070</td></tr> <tr><td>4"</td><td>4,070</td></tr> <tr><td>6"</td><td>4,470</td></tr> <tr><td>8"</td><td>4,470</td></tr> <tr><td>10"</td><td>4,670</td></tr> <tr><td>12"</td><td>4,670</td></tr> <tr><td>14"</td><td>4,970</td></tr> <tr><td>16"</td><td>4,970</td></tr> <tr><td>18"</td><td>5,870</td></tr> <tr><td>20"</td><td>5,870</td></tr> <tr><td>24"</td><td>6,570</td></tr> <tr><td>30"</td><td>POA</td></tr> </table> <table border="0"> <tr> <td>Spur Gear Valve Sizes</td> <td>List Price Adder</td> </tr> <tr><td>3"</td><td>4,070</td></tr> <tr><td>4"</td><td>4,070</td></tr> <tr><td>6"</td><td>4,470</td></tr> <tr><td>8"</td><td>4,470</td></tr> <tr><td>10"</td><td>4,670</td></tr> <tr><td>12"</td><td>4,670</td></tr> <tr><td>14"</td><td>4,970</td></tr> <tr><td>16"</td><td>4,970</td></tr> <tr><td>18"</td><td>5,870</td></tr> <tr><td>20"</td><td>5,870</td></tr> <tr><td>24"</td><td>6,570</td></tr> <tr><td>30"</td><td>POA</td></tr> </table> | Bevel Gear Valve Sizes | List Price Adder | 3" | 4,070 | 4" | 4,070 | 6" | 4,470 | 8" | 4,470 | 10" | 4,670 | 12" | 4,670 | 14" | 4,970 | 16" | 4,970 | 18" | 5,870 | 20" | 5,870 | 24" | 6,570 | 30" | POA | Spur Gear Valve Sizes | List Price Adder | 3" | 4,070 | 4" | 4,070 | 6" | 4,470 | 8" | 4,470 | 10" | 4,670 | 12" | 4,670 | 14" | 4,970 | 16" | 4,970 | 18" | 5,870 | 20" | 5,870 | 24" | 6,570 | 30" | POA |
| Bevel Gear Valve Sizes | List Price Adder | | | | | | | | | | | | | | | | | | | | | | | | | | | | | | | | | | | | | | | | | | | | | | | | | | | | |
| 3" | 4,070 | | | | | | | | | | | | | | | | | | | | | | | | | | | | | | | | | | | | | | | | | | | | | | | | | | | | |
| 4" | 4,070 | | | | | | | | | | | | | | | | | | | | | | | | | | | | | | | | | | | | | | | | | | | | | | | | | | | | |
| 6" | 4,470 | | | | | | | | | | | | | | | | | | | | | | | | | | | | | | | | | | | | | | | | | | | | | | | | | | | | |
| 8" | 4,470 | | | | | | | | | | | | | | | | | | | | | | | | | | | | | | | | | | | | | | | | | | | | | | | | | | | | |
| 10" | 4,670 | | | | | | | | | | | | | | | | | | | | | | | | | | | | | | | | | | | | | | | | | | | | | | | | | | | | |
| 12" | 4,670 | | | | | | | | | | | | | | | | | | | | | | | | | | | | | | | | | | | | | | | | | | | | | | | | | | | | |
| 14" | 4,970 | | | | | | | | | | | | | | | | | | | | | | | | | | | | | | | | | | | | | | | | | | | | | | | | | | | | |
| 16" | 4,970 | | | | | | | | | | | | | | | | | | | | | | | | | | | | | | | | | | | | | | | | | | | | | | | | | | | | |
| 18" | 5,870 | | | | | | | | | | | | | | | | | | | | | | | | | | | | | | | | | | | | | | | | | | | | | | | | | | | | |
| 20" | 5,870 | | | | | | | | | | | | | | | | | | | | | | | | | | | | | | | | | | | | | | | | | | | | | | | | | | | | |
| 24" | 6,570 | | | | | | | | | | | | | | | | | | | | | | | | | | | | | | | | | | | | | | | | | | | | | | | | | | | | |
| 30" | POA | | | | | | | | | | | | | | | | | | | | | | | | | | | | | | | | | | | | | | | | | | | | | | | | | | | | |
| Spur Gear Valve Sizes | List Price Adder | | | | | | | | | | | | | | | | | | | | | | | | | | | | | | | | | | | | | | | | | | | | | | | | | | | | |
| 3" | 4,070 | | | | | | | | | | | | | | | | | | | | | | | | | | | | | | | | | | | | | | | | | | | | | | | | | | | | |
| 4" | 4,070 | | | | | | | | | | | | | | | | | | | | | | | | | | | | | | | | | | | | | | | | | | | | | | | | | | | | |
| 6" | 4,470 | | | | | | | | | | | | | | | | | | | | | | | | | | | | | | | | | | | | | | | | | | | | | | | | | | | | |
| 8" | 4,470 | | | | | | | | | | | | | | | | | | | | | | | | | | | | | | | | | | | | | | | | | | | | | | | | | | | | |
| 10" | 4,670 | | | | | | | | | | | | | | | | | | | | | | | | | | | | | | | | | | | | | | | | | | | | | | | | | | | | |
| 12" | 4,670 | | | | | | | | | | | | | | | | | | | | | | | | | | | | | | | | | | | | | | | | | | | | | | | | | | | | |
| 14" | 4,970 | | | | | | | | | | | | | | | | | | | | | | | | | | | | | | | | | | | | | | | | | | | | | | | | | | | | |
| 16" | 4,970 | | | | | | | | | | | | | | | | | | | | | | | | | | | | | | | | | | | | | | | | | | | | | | | | | | | | |
| 18" | 5,870 | | | | | | | | | | | | | | | | | | | | | | | | | | | | | | | | | | | | | | | | | | | | | | | | | | | | |
| 20" | 5,870 | | | | | | | | | | | | | | | | | | | | | | | | | | | | | | | | | | | | | | | | | | | | | | | | | | | | |
| 24" | 6,570 | | | | | | | | | | | | | | | | | | | | | | | | | | | | | | | | | | | | | | | | | | | | | | | | | | | | |
| 30" | POA | | | | | | | | | | | | | | | | | | | | | | | | | | | | | | | | | | | | | | | | | | | | | | | | | | | | |

| Type | Valve Sizes | List Price | | | | | | | | | | | | | | | | | | | | | | | | | | | | |
|---|--|------------|-----|----|-----|----|-----|----|-----|-----|-------|-----|-------|-----|-------|-----|-------|-----|-------|-----|-------|-----|-------|-----|-------|-----|--------|-----|--------|--|
| <p>ISO Plate and Stem for Series 45 & 65</p> | <p>add 251</p> | | | | | | | | | | | | | | | | | | | | | | | | | | | | | |
| <p>Optional NBR Wedges</p> | <table border="1"> <tr><td>2.5"</td><td>175</td></tr> <tr><td>3"</td><td>208</td></tr> <tr><td>4"</td><td>232</td></tr> <tr><td>6"</td><td>310</td></tr> <tr><td>8"</td><td>485</td></tr> <tr><td>10"</td><td>770</td></tr> <tr><td>12"</td><td>930</td></tr> <tr><td>14"</td><td>2,900</td></tr> <tr><td>16"</td><td>3,146</td></tr> <tr><td>18"</td><td>5,149</td></tr> <tr><td>20"</td><td>6,184</td></tr> <tr><td>24"</td><td>8,793</td></tr> <tr><td>30"</td><td>15,340</td></tr> <tr><td>36"</td><td>24,540</td></tr> </table> | 2.5" | 175 | 3" | 208 | 4" | 232 | 6" | 310 | 8" | 485 | 10" | 770 | 12" | 930 | 14" | 2,900 | 16" | 3,146 | 18" | 5,149 | 20" | 6,184 | 24" | 8,793 | 30" | 15,340 | 36" | 24,540 | |
| 2.5" | 175 | | | | | | | | | | | | | | | | | | | | | | | | | | | | | |
| 3" | 208 | | | | | | | | | | | | | | | | | | | | | | | | | | | | | |
| 4" | 232 | | | | | | | | | | | | | | | | | | | | | | | | | | | | | |
| 6" | 310 | | | | | | | | | | | | | | | | | | | | | | | | | | | | | |
| 8" | 485 | | | | | | | | | | | | | | | | | | | | | | | | | | | | | |
| 10" | 770 | | | | | | | | | | | | | | | | | | | | | | | | | | | | | |
| 12" | 930 | | | | | | | | | | | | | | | | | | | | | | | | | | | | | |
| 14" | 2,900 | | | | | | | | | | | | | | | | | | | | | | | | | | | | | |
| 16" | 3,146 | | | | | | | | | | | | | | | | | | | | | | | | | | | | | |
| 18" | 5,149 | | | | | | | | | | | | | | | | | | | | | | | | | | | | | |
| 20" | 6,184 | | | | | | | | | | | | | | | | | | | | | | | | | | | | | |
| 24" | 8,793 | | | | | | | | | | | | | | | | | | | | | | | | | | | | | |
| 30" | 15,340 | | | | | | | | | | | | | | | | | | | | | | | | | | | | | |
| 36" | 24,540 | | | | | | | | | | | | | | | | | | | | | | | | | | | | | |
| <p>Custom Valve Machining Flat Faced and Raised Face Phono Finish/Serrated Edges</p> | <table border="1"> <tr><td>3"</td><td>150</td></tr> <tr><td>4"</td><td>200</td></tr> <tr><td>6"</td><td>300</td></tr> <tr><td>8"</td><td>450</td></tr> <tr><td>10"</td><td>1,150</td></tr> <tr><td>12"</td><td>1,250</td></tr> <tr><td>14"</td><td>1,350</td></tr> <tr><td>16"</td><td>1,500</td></tr> <tr><td>18"</td><td>POA</td></tr> <tr><td>20"</td><td>POA</td></tr> <tr><td>24"</td><td>POA</td></tr> <tr><td>30"</td><td>POA</td></tr> <tr><td>36"</td><td>POA</td></tr> </table> <p>Add to valve list price before discount Raised face available in 4"-12"</p> <p>Use gate valve discounts Price is per flange side of valve</p> | 3" | 150 | 4" | 200 | 6" | 300 | 8" | 450 | 10" | 1,150 | 12" | 1,250 | 14" | 1,350 | 16" | 1,500 | 18" | POA | 20" | POA | 24" | POA | 30" | POA | 36" | POA | | | |
| 3" | 150 | | | | | | | | | | | | | | | | | | | | | | | | | | | | | |
| 4" | 200 | | | | | | | | | | | | | | | | | | | | | | | | | | | | | |
| 6" | 300 | | | | | | | | | | | | | | | | | | | | | | | | | | | | | |
| 8" | 450 | | | | | | | | | | | | | | | | | | | | | | | | | | | | | |
| 10" | 1,150 | | | | | | | | | | | | | | | | | | | | | | | | | | | | | |
| 12" | 1,250 | | | | | | | | | | | | | | | | | | | | | | | | | | | | | |
| 14" | 1,350 | | | | | | | | | | | | | | | | | | | | | | | | | | | | | |
| 16" | 1,500 | | | | | | | | | | | | | | | | | | | | | | | | | | | | | |
| 18" | POA | | | | | | | | | | | | | | | | | | | | | | | | | | | | | |
| 20" | POA | | | | | | | | | | | | | | | | | | | | | | | | | | | | | |
| 24" | POA | | | | | | | | | | | | | | | | | | | | | | | | | | | | | |
| 30" | POA | | | | | | | | | | | | | | | | | | | | | | | | | | | | | |
| 36" | POA | | | | | | | | | | | | | | | | | | | | | | | | | | | | | |

AWWA C502, DRY BARREL

HYDRANT – OPTIONS

AWWA C502, DRY BARREL HYDRANTS

AWWA C502 DRY BARREL HYDRANT OPTIONS

• Style

- 27M – Modern (2700)
- 27N – Nostalgic (2780)

• Pumper/Outlet Options

- NHH– No Pumper (N), 2 Hose (H)
- PHH– 1 Pumper (P), 2 Hose (H)
- PNN– 1 Pumper (P), No Hose (N)
- PPN– 2 Pumper (P), No Hose (N)

• Pumper Nozzle

- Size 3.5" 4" 4.5" 5"
- Thread Type _____

• Hose Nozzle

- Thread type _____

• Chains

- With Chains
- Without Chains

• Operating Nut

- Size _____
- Shape Hexagon Pentagon Square Triangle

• Upper Barrel – 27M Modern only

- Standard 12"
- 16" - (Overall height)
- 18" (6" - Extended)
- 22" - (Overall height)
- 30" (Alpine)
- Monitor Elbow – 3" flange 4" flange

• Lower Barrel

- Bitumen
- Non-bitumen
- PUR – (PUR coating below ground)

• Bolting Above Ground

- Zinc Plated Steel (Standard)
- 304 Stainless Steel
- 316 Stainless

• Bolting Below Ground

- 304 Stainless Steel (Standard)
- 316 Stainless Steel
- Zinc Plated Steel

• Opening Direction

- Open Left
- Open Right

• Main Valve

- Hydro Flow - Standard

• Drain Facility

- Plugged seat ring
- Plugged main valve flange – Base
- Drains unplugged

• Upper Stem

- 304 Stainless (Standard)
- 316 Stainless
- C63000 Bronze
- Steel with brass sleeve

• Lower Stem

- Standard steel (Standard)
- 304 Stainless
- 316 Stainless
- C63000 Bronze

• Stem Coupler

- Standard
- Charleston Type
- Vancouver Type

• Lubrication

- Grease Filled
- Oil Filled

• PE Inlet Configuration

- Size 4" 6"
- PE Type, IPS DIPS
- PE Wall Thickness DR 9 DR11 DR13.5

• Other Inlet Configurations

- Size 4" 6" 8"
- Type FL MJ PO Straight

• Bury Depth, Lower Barrel – Hydrant no.

- Depth in feet _____

• Lower Barrel Extension

- Length in 6" increments _____

AWWA C502, DRY BARREL

HYDRANT – OPTIONS (cont.)

AWWA C502 DRY BARREL HYDRANT OPTIONS (CONT.)

- Lower Barrel Extension Canadian (Halton) Type
 - Length in 6" increments _____
- Bearings
 - Delrin (Standard)
 - Roller (Torrington type)
- Color
 - Body
 - Hose Cap
 - Pumper Cap
 - Bonnet
 - Weathershield
 - Special Color
- FlowGuard I™ (Optional)
 - 316 Bolting
 - PUR Coating
- Security
 - None (Standard)
 - Tamper Proof Weathershield
 - Tamper Proof Thrust Nut
- Stem Nut / Weathershield
 - Size 1.5" Pent. 1" Square
 - Weathershield type _____
- Special Options – All special options must be approved by AVK
- _____

AWWA C502 DRY BARREL HYDRANT OPTIONS

Customer: _____ Municipality: _____

Engineer: _____ Requested By: _____

Date: _____

Approval Name: _____

Signature: _____

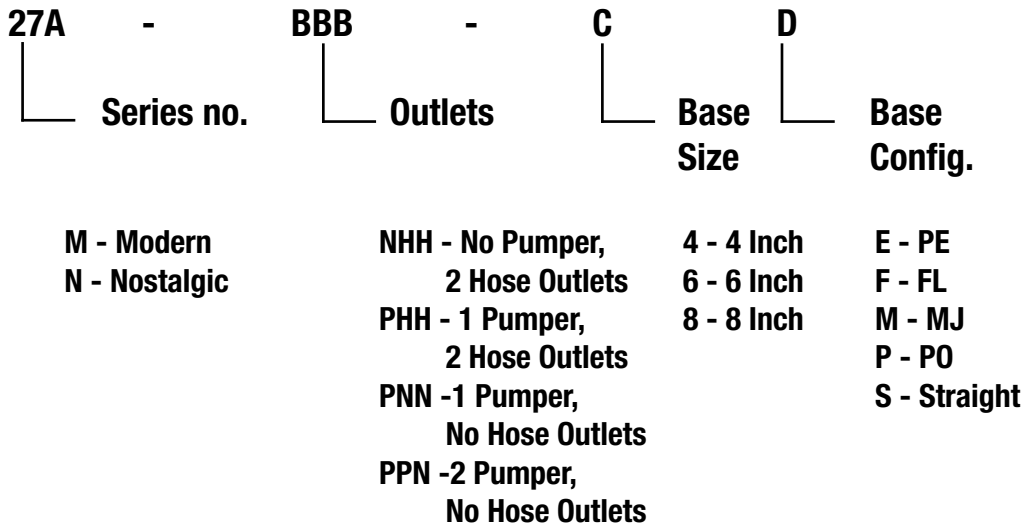
Title: _____

AWWA C502 DRY BARREL HYDRANT ACRONYMS :

- | | |
|--|---------------------------------------|
| AWWA - American Water Works Association | MJ - Mechanical Joint |
| DIPS - Ductile Iron Pipe Size | PE - Polyethylene |
| EPDM - Ethylene Propylene Diene Monomer | PO - Push - On |
| FL - Flange | PUR - Polyurethane |
| FM - Factory Mutual | SDR - Standard Dimension Ratio |
| GR - Grooved | SS - Stainless Steel |
| HDPE - High Density Polyethylene | UL - Underwriters Laboratories |
| IPS - Iron Pipe Size | |

AWWA C502, DRY BARREL HYDRANTS

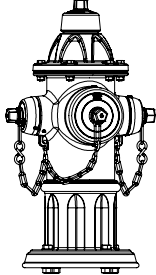
American AVK Dry Barrel Hydrant Class Code/ Ref. # / Breakdown



SERIES 27, AWWA C502

DRY BARREL HYDRANTS

AWWA C502, DRY BARREL HYDRANTS

| Type | AVK Ref. # | Size | Weight | | List Price |
|---|------------|-------|--------|-----|------------|
| | | | kg | lb | |
| <p>Series 27N/PHH (2780) Nostalgic style Ductile iron</p>  <p>To AWWA C502 UL listed FM approved Dry barrel hydrant 2 Hose Nozzles 1 Pumper Nozzle 250 PSI</p> <p>Standard bases available: 4" FL* or 4" MJ* 6" FL 6" MJ 6" PO</p> <p>Optional bases available: 4" PE* Add 451 6" PE* Add 451 6" Straight* Add 350 6" HYMAX GRIP®* Add 300 8" MJ* Add 250 * Not UL/FM Handwheel Kit Add 401</p> <p>Copper Alloy/Cast Iron Storz Nozzles with Cap 2.5" Add 601 4" Add 740 5" Add 821</p> | 27N/PHH-01 | 1.5' | 127 | 280 | 4,087 |
| | 27N/PHH-02 | 2.0' | 136 | 300 | 4,087 |
| | 27N/PHH-03 | 2.5' | 145 | 320 | 4,087 |
| | 27N/PHH-04 | 3.0' | 154 | 340 | 4,189 |
| | 27N/PHH-05 | 3.5' | 163 | 360 | 4,291 |
| | 27N/PHH-06 | 4.0' | 172 | 380 | 4,393 |
| | 27N/PHH-07 | 4.5' | 181 | 400 | 4,495 |
| | 27N/PHH-08 | 5.0' | 190 | 420 | 4,597 |
| | 27N/PHH-09 | 5.5' | 200 | 440 | 4,699 |
| | 27N/PHH-10 | 6.0' | 209 | 460 | 4,801 |
| | 27N/PHH-11 | 6.5' | 218 | 480 | 4,903 |
| | 27N/PHH-12 | 7.0' | 227 | 500 | 5,005 |
| | 27N/PHH-13 | 7.5' | 236 | 520 | 5,107 |
| | 27N/PHH-14 | 8.0' | 245 | 540 | 5,209 |
| | 27N/PHH-15 | 8.5' | 254 | 560 | 5,311 |
| | 27N/PHH-16 | 9.0' | 263 | 580 | 5,413 |
| | 27N/PHH-17 | 9.5' | 272 | 600 | 5,515 |
| | 27N/PHH-18 | 10.0' | 281 | 620 | 5,617 |
| | 27N/PHH-19 | 10.5' | 290 | 640 | 5,719 |
| | 27N/PHH-20 | 11.0' | 300 | 660 | 5,821 |
| | 27N/PHH-21 | 11.5' | 309 | 680 | 5,923 |
| | 27N/PHH-22 | 12.0' | 318 | 700 | 6,025 |

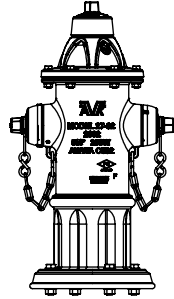
All adders are added to List Pricing

Note: List prices without accessories. For each 6" increase to bury depth over 12' add \$102

Type

**Series 27N/NHH
(2794) Nostalgic style
Ductile iron**

To AWWA C502
FM approved
Dry barrel hydrant
2 Hose Nozzles ONLY
No Pumper Nozzle
250 PSI



Standard bases available:

- 4" FL* or 4" MJ*
- 6" FL
- 6" MJ
- 6" PO

Optional bases available:

- 4" PE* Add 451
- 6" PE* Add 451
- 6" Straight* Add 350
- 6" HYMAX GRIP®* Add 300
- 8" MJ* Add 250
- * Not UL/FM
- Handwheel Kit Add 401

Copper Alloy/Cast Iron
Storz Nozzles with Cap

- 2.5" Add 601
- 4" Add 740
- 5" Add 821

AVK Ref. #

Size

Weight

kg lb

List Price


| AVK Ref. # | Size | Weight kg | Weight lb | List Price |
|------------|-------|--------------|--------------|------------|
| 27N/NHH-01 | 1.5' | 127 | 280 | 3,693 |
| 27N/NHH-02 | 2.0' | 136 | 300 | 3,693 |
| 27N/NHH-03 | 2.5' | 145 | 320 | 3,693 |
| 27N/NHH-04 | 3.0' | 154 | 340 | 3,795 |
| 27N/NHH-05 | 3.5' | 163 | 360 | 3,897 |
| 27N/NHH-06 | 4.0' | 172 | 380 | 3,999 |
| 27N/NHH-07 | 4.5' | 181 | 400 | 4,101 |
| 27N/NHH-08 | 5.0' | 190 | 420 | 4,203 |
| 27N/NHH-09 | 5.5' | 200 | 440 | 4,305 |
| 27N/NHH-10 | 6.0' | 209 | 460 | 4,407 |
| 27N/NHH-11 | 6.5' | 218 | 480 | 4,509 |
| 27N/NHH-12 | 7.0' | 227 | 500 | 4,611 |
| 27N/NHH-13 | 7.5' | 236 | 520 | 4,713 |
| 27N/NHH-14 | 8.0' | 245 | 540 | 4,815 |
| 27N/NHH-15 | 8.5' | 254 | 560 | 4,917 |
| 27N/NHH-16 | 9.0' | 263 | 580 | 5,019 |
| 27N/NHH-17 | 9.5' | 272 | 600 | 5,121 |
| 27N/NHH-18 | 10.0' | 281 | 620 | 5,223 |
| 27N/NHH-19 | 10.5' | 290 | 640 | 5,325 |
| 27N/NHH-20 | 11.0' | 300 | 660 | 5,427 |
| 27N/NHH-21 | 11.5' | 309 | 680 | 5,529 |
| 27N/NHH-22 | 12.0' | 318 | 700 | 5,631 |

All adders are added to List Pricing

Note: List prices without accessories. For each 6" increase to bury depth over 12' add \$102

**Series 27N/PNN
(2760) Nostalgic style
Ductile iron**

To AWWA C502
Dry barrel hydrant
1 Pumper Nozzle ONLY
No Hose Nozzles
Standard bases available:
4" FL or 4" MJ
6" FL
6" MJ
6" PO
250 PSI



Standard bases available:

- 4" FL* or 4" MJ*
- 6" FL
- 6" MJ
- 6" PO

Optional bases available:

- 4" PE* Add 451
- 6" PE* Add 451
- 6" Straight* Add 350
- 6" HYMAX GRIP®* Add 300
- 8" MJ* Add 250
- * Not UL/FM
- Handwheel Kit Add 401

Copper Alloy/Cast Iron
Storz Nozzles with Cap

- 2.5" Add 601
- 4" Add 740
- 5" Add 821


| AVK Ref. # | Size | Weight kg | Weight lb | List Price |
|------------|-------|--------------|--------------|------------|
| 27N/PNN-01 | 1.5' | 127 | 280 | 3,787 |
| 27N/PNN-02 | 2.0' | 136 | 300 | 3,787 |
| 27N/PNN-03 | 2.5' | 145 | 320 | 3,787 |
| 27N/PNN-04 | 3.0' | 154 | 340 | 3,889 |
| 27N/PNN-05 | 3.5' | 163 | 360 | 3,991 |
| 27N/PNN-06 | 4.0' | 172 | 380 | 4,093 |
| 27N/PNN-07 | 4.5' | 181 | 400 | 4,195 |
| 27N/PNN-08 | 5.0' | 190 | 420 | 4,297 |
| 27N/PNN-09 | 5.5' | 200 | 440 | 4,399 |
| 27N/PNN-10 | 6.0' | 209 | 460 | 4,501 |
| 27N/PNN-11 | 6.5' | 218 | 480 | 4,603 |
| 27N/PNN-12 | 7.0' | 227 | 500 | 4,705 |
| 27N/PNN-13 | 7.5' | 236 | 520 | 4,807 |
| 27N/PNN-14 | 8.0' | 245 | 540 | 4,909 |
| 27N/PNN-15 | 8.5' | 254 | 560 | 5,011 |
| 27N/PNN-16 | 9.0' | 263 | 580 | 5,113 |
| 27N/PNN-17 | 9.5' | 272 | 600 | 5,215 |
| 27N/PNN-18 | 10.0' | 281 | 620 | 5,317 |
| 27N/PNN-19 | 10.5' | 290 | 640 | 5,419 |
| 27N/PNN-20 | 11.0' | 300 | 660 | 5,521 |
| 27N/PNN-21 | 11.5' | 309 | 680 | 5,623 |
| 27N/PNN-22 | 12.0' | 318 | 700 | 5,725 |

All adders are added to List Pricing

Note: List prices without accessories. For each 6" increase to bury depth over 12' add \$102

Type

**Series 27N/PPN
(2756) Nostalgic style
Ductile iron**



To AWWA C502
UL listed
Dry barrel hydrant
2 Pumper Nozzle ONLY**
No Hose Nozzles
Standard bases available:
250 PSI

Standard bases available:
4" FL* or 4" MJ*
6" FL
6" MJ
6" PO

Optional bases available:
4" PE* Add 451
6" PE* Add 451
6" Straight* Add 350
6" HYMAX GRIP®* Add 300
8" MJ* Add 250
* Not UL/FM
Handwheel Kit Add 401

Copper Alloy/Cast Iron
Storz Nozzles with Cap
2.5" Add 601
4" Add 740
5" Add 821

AVK Ref. #

Size

**Weight
kg lb**

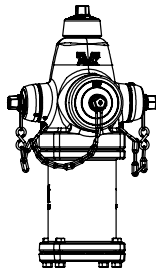
**List
Price**

| AVK Ref. # | Size | Weight kg | Weight lb | List Price |
|------------|-------|--------------|--------------|---------------|
| 27N/PPN-01 | 1.5' | 127 | 280 | 3,915 |
| 27N/PPN-02 | 2.0' | 136 | 300 | 3,915 |
| 27N/PPN-03 | 2.5' | 145 | 320 | 3,915 |
| 27N/PPN-04 | 3.0' | 154 | 340 | 4,015 |
| 27N/PPN-05 | 3.5' | 163 | 360 | 4,117 |
| 27N/PPN-06 | 4.0' | 172 | 380 | 4,219 |
| 27N/PPN-07 | 4.5' | 181 | 400 | 4,321 |
| 27N/PPN-08 | 5.0' | 190 | 420 | 4,423 |
| 27N/PPN-09 | 5.5' | 200 | 440 | 4,525 |
| 27N/PPN-10 | 6.0' | 209 | 460 | 4,627 |
| 27N/PPN-11 | 6.5' | 218 | 480 | 4,729 |
| 27N/PPN-12 | 7.0' | 227 | 500 | 4,831 |
| 27N/PPN-13 | 7.5' | 236 | 520 | 4,933 |
| 27N/PPN-14 | 8.0' | 245 | 540 | 5,035 |
| 27N/PPN-15 | 8.5' | 254 | 560 | 5,137 |
| 27N/PPN-16 | 9.0' | 263 | 580 | 5,239 |
| 27N/PPN-17 | 9.5' | 272 | 600 | 5,341 |
| 27N/PPN-18 | 10.0' | 281 | 620 | 5,443 |
| 27N/PPN-19 | 10.5' | 290 | 640 | 5,545 |
| 27N/PPN-20 | 11.0' | 300 | 660 | 5,647 |
| 27N/PPN-21 | 11.5' | 309 | 680 | 5,749 |
| 27N/PPN-22 | 12.0' | 318 | 700 | 5,851 |

All adders are added to List Pricing

Note: List prices without accessories. For each 6" increase to bury depth over 12' add \$102

**Series 27M/PHH
(2700) Modern style
Ductile iron**



To AWWA C502
UL listed
FM approved
Dry barrel hydrant
2 Hose Nozzles
1 Pumper Nozzle
Standard bases available:
250 PSI

Standard bases available:
4" FL* or 4" MJ*
6" FL
6" MJ
6" PO

Optional bases available:
4" PE* Add 451
6" PE* Add 451
6" Straight* Add 350
6" HYMAX GRIP®* Add 300
8" MJ* Add 250
* Not UL/FM
Handwheel Kit Add 401

Copper Alloy/Cast Iron
Storz Nozzles with Cap
2.5" Add 601
4" Add 740
5" Add 821

| AVK Ref. # | Size | Weight kg | Weight lb | List Price |
|------------|-------|--------------|--------------|---------------|
| 27M/PHH-01 | 1.5' | 127 | 280 | 4,087 |
| 27M/PHH-02 | 2.0' | 136 | 300 | 4,087 |
| 27M/PHH-03 | 2.5' | 145 | 320 | 4,087 |
| 27M/PHH-04 | 3.0' | 154 | 340 | 4,189 |
| 27M/PHH-05 | 3.5' | 163 | 360 | 4,291 |
| 27M/PHH-06 | 4.0' | 172 | 380 | 4,393 |
| 27M/PHH-07 | 4.5' | 181 | 400 | 4,495 |
| 27M/PHH-08 | 5.0' | 190 | 420 | 4,597 |
| 27M/PHH-09 | 5.5' | 200 | 440 | 4,699 |
| 27M/PHH-10 | 6.0' | 209 | 460 | 4,801 |
| 27M/PHH-11 | 6.5' | 218 | 480 | 4,903 |
| 27M/PHH-12 | 7.0' | 227 | 500 | 5,005 |
| 27M/PHH-13 | 7.5' | 236 | 520 | 5,107 |
| 27M/PHH-14 | 8.0' | 245 | 540 | 5,209 |
| 27M/PHH-15 | 8.5' | 254 | 560 | 5,311 |
| 27M/PHH-16 | 9.0' | 263 | 580 | 5,413 |
| 27M/PHH-17 | 9.5' | 272 | 600 | 5,515 |
| 27M/PHH-18 | 10.0' | 281 | 620 | 5,617 |
| 27M/PHH-19 | 10.5' | 290 | 640 | 5,719 |
| 27M/PHH-20 | 11.0' | 300 | 660 | 5,821 |
| 27M/PHH-21 | 11.5' | 309 | 680 | 5,923 |
| 27M/PHH-22 | 12.0' | 318 | 700 | 6,025 |

All adders are added to List Pricing

Note: List prices without accessories. For each 6" increase to bury depth over 12' add \$102

Add \$51 for 16" Upper Barrel

Add \$75 for 18" Upper Barrel

Add \$102 for 22" Upper Barrel

Type

**Series 27M/PNN
(2712) Modern style
Ductile iron**

To AWWA C502
Dry barrel hydrant
1 Pumper Nozzle ONLY
No Hose Nozzles
Standard bases available:
250 PSI



Standard bases available:
4" FL* or 4" MJ*
6" FL
6" MJ
6" PO

Optional bases available:
4" PE* Add 451
6" PE* Add 451
6" Straight* Add 350
6" HYMAX GRIP®* Add 300
8" MJ* Add 250
* Not UL/FM
Handwheel Kit Add 401

Copper Alloy/Cast Iron
Storz Nozzles with Cap
2.5" Add 601
4" Add 740
5" Add 821

AVK Ref. #

Size

Weight

kg lb

List Price

| AVK Ref. # | Size | Weight kg | Weight lb | List Price |
|------------|-------|-----------|-----------|------------|
| 27M/PNN-01 | 1.5' | 127 | 280 | 3,787 |
| 27M/PNN-02 | 2.0' | 136 | 300 | 3,787 |
| 27M/PNN-03 | 2.5' | 145 | 320 | 3,787 |
| 27M/PNN-04 | 3.0' | 154 | 340 | 3,889 |
| 27M/PNN-05 | 3.5' | 163 | 360 | 3,991 |
| 27M/PNN-06 | 4.0' | 172 | 380 | 4,093 |
| 27M/PNN-07 | 4.5' | 181 | 400 | 4,195 |
| 27M/PNN-08 | 5.0' | 190 | 420 | 4,297 |
| 27M/PNN-09 | 5.5' | 200 | 440 | 4,399 |
| 27M/PNN-10 | 6.0' | 209 | 460 | 4,501 |
| 27M/PNN-11 | 6.5' | 218 | 480 | 4,603 |
| 27M/PNN-12 | 7.0' | 227 | 500 | 4,705 |
| 27M/PNN-13 | 7.5' | 236 | 520 | 4,807 |
| 27M/PNN-14 | 8.0' | 245 | 540 | 4,909 |
| 27M/PNN-15 | 8.5' | 254 | 560 | 5,011 |
| 27M/PNN-16 | 9.0' | 263 | 580 | 5,113 |
| 27M/PNN-17 | 9.5' | 272 | 600 | 5,215 |
| 27M/PNN-18 | 10.0' | 281 | 620 | 5,317 |
| 27M/PNN-19 | 10.5' | 290 | 640 | 5,419 |
| 27M/PNN-20 | 11.0' | 300 | 660 | 5,521 |
| 27M/PNN-21 | 11.5' | 309 | 680 | 5,623 |
| 27M/PNN-22 | 12.0' | 318 | 700 | 5,725 |

All adders are added to List Pricing

Note: List prices without accessories. For each 6" increase to bury depth over 12' add \$102

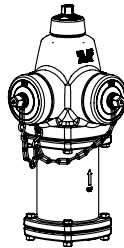
Add \$51 for 16" Upper Barrel

Add \$75 for 18" Upper Barrel

Add \$102 for 22" Upper Barrel

**Series 27M/PPN
(2736) Modern style
Ductile iron**

To AWWA C502
UL listed
Dry barrel hydrant
2 Pumper Nozzle ONLY**
No Hose Nozzles
Standard bases available:
250 PSI



Standard bases available:
4" FL* or 4" MJ*
6" FL
6" MJ
6" PO

Optional bases available:
4" PE* Add 451
6" PE* Add 451
6" Straight* Add 350
6" HYMAX GRIP®* Add 300
8" MJ* Add 250
* Not UL/FM
Handwheel Kit Add 401

Copper Alloy/Cast Iron
Storz Nozzles with Cap
2.5" Add 601
4" Add 740
5" Add 821

| AVK Ref. # | Size | Weight kg | Weight lb | List Price |
|------------|-------|-----------|-----------|------------|
| 27M/PPN-01 | 1.5' | 127 | 280 | 3,915 |
| 27M/PPN-02 | 2.0' | 136 | 300 | 3,915 |
| 27M/PPN-03 | 2.5' | 145 | 320 | 3,915 |
| 27M/PPN-04 | 3.0' | 154 | 340 | 4,015 |
| 27M/PPN-05 | 3.5' | 163 | 360 | 4,117 |
| 27M/PPN-06 | 4.0' | 172 | 380 | 4,219 |
| 27M/PPN-07 | 4.5' | 181 | 400 | 4,321 |
| 27M/PPN-08 | 5.0' | 190 | 420 | 4,423 |
| 27M/PPN-09 | 5.5' | 200 | 440 | 4,525 |
| 27M/PPN-10 | 6.0' | 209 | 460 | 4,627 |
| 27M/PPN-11 | 6.5' | 218 | 480 | 4,729 |
| 27M/PPN-12 | 7.0' | 227 | 500 | 4,831 |
| 27M/PPN-13 | 7.5' | 236 | 520 | 4,933 |
| 27M/PPN-14 | 8.0' | 245 | 540 | 5,035 |
| 27M/PPN-15 | 8.5' | 254 | 560 | 5,137 |
| 27M/PPN-16 | 9.0' | 263 | 580 | 5,239 |
| 27M/PPN-17 | 9.5' | 272 | 600 | 5,341 |
| 27M/PPN-18 | 10.0' | 281 | 620 | 5,443 |
| 27M/PPN-19 | 10.5' | 290 | 640 | 5,545 |
| 27M/PPN-20 | 11.0' | 300 | 660 | 5,647 |
| 27M/PPN-21 | 11.5' | 309 | 680 | 5,749 |
| 27M/PPN-22 | 12.0' | 318 | 700 | 5,851 |

All adders are added to List Pricing

Note: List prices without accessories. For each 6" increase to bury depth over 12' add \$102

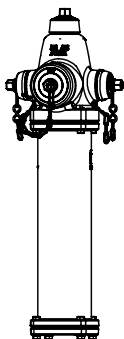
Add \$51 for 16" Upper Barrel

Add \$75 for 18" Upper Barrel

Add \$102 for 22" Upper Barrel

Type

**Series 27M/PHH-ALP
(2730) Modern style
Ductile iron**



To AWWA C502
Dry barrel hydrant
2 Hose Nozzles
1 Pumper Nozzle
Extended Alpine Upper Barrel
Standard bases available:
250 PSI

Standard bases available:
4" FL* or 4" MJ*
6" FL
6" MJ
6" PO

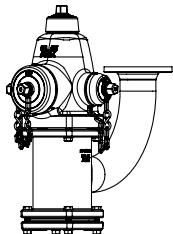
Optional bases available:
4" PE* Add 451
6" PE* Add 451
6" Straight* Add 350
6" HYMAX GRIP®* Add 300
8" MJ* Add 250
* Not UL/FM
Handwheel Kit Add 401

Copper Alloy/Cast Iron
Storz Nozzles with Cap
2.5" Add 601
4" Add 740
5" Add 821

| AVK Ref. # | Size | Weight | | List Price |
|----------------|-------|--------|-----|------------|
| | | kg | lb | |
| 27M/PHH-01-ALP | 1.5' | 127 | 280 | 4,587 |
| 27M/PHH-02-ALP | 2.0' | 136 | 300 | 4,587 |
| 27M/PHH-03-ALP | 2.5' | 145 | 320 | 4,587 |
| 27M/PHH-04-ALP | 3.0' | 154 | 340 | 4,689 |
| 27M/PHH-05-ALP | 3.5' | 163 | 360 | 4,791 |
| 27M/PHH-06-ALP | 4.0' | 172 | 380 | 4,893 |
| 27M/PHH-07-ALP | 4.5' | 181 | 400 | 4,995 |
| 27M/PHH-08-ALP | 5.0' | 190 | 420 | 5,097 |
| 27M/PHH-09-ALP | 5.5' | 200 | 440 | 5,199 |
| 27M/PHH-10-ALP | 6.0' | 209 | 460 | 5,301 |
| 27M/PHH-11-ALP | 6.5' | 218 | 480 | 5,403 |
| 27M/PHH-12-ALP | 7.0' | 227 | 500 | 5,505 |
| 27M/PHH-13-ALP | 7.5' | 236 | 520 | 5,607 |
| 27M/PHH-14-ALP | 8.0' | 245 | 540 | 5,709 |
| 27M/PHH-15-ALP | 8.5' | 254 | 560 | 5,811 |
| 27M/PHH-16-ALP | 9.0' | 263 | 580 | 5,913 |
| 27M/PHH-17-ALP | 9.5' | 272 | 600 | 6,015 |
| 27M/PHH-18-ALP | 10.0' | 281 | 620 | 6,117 |
| 27M/PHH-19-ALP | 10.5' | 290 | 640 | 6,219 |
| 27M/PHH-20-ALP | 11.0' | 300 | 660 | 6,321 |
| 27M/PHH-21-ALP | 11.5' | 309 | 680 | 6,423 |
| 27M/PHH-22-ALP | 12.0' | 318 | 700 | 6,525 |

All adders are added to List Pricing
Note: List prices without accessories. For each 6" increase to bury depth over 12' add \$102

**Series 27M/PHH
(27CA - Monitor Elbow)
Modern style
Ductile iron**



To AWWA C502
UL listed
FM approved
Dry barrel hydrant
2 Hose Nozzles
1 Pumper Nozzle
Monitor Elbow 3" or 4"
Standard bases available:
250 PSI

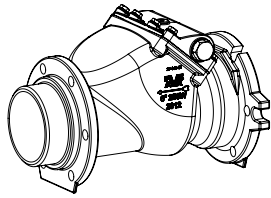
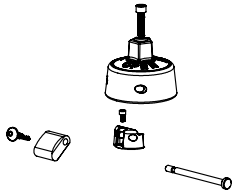
Standard bases available:
4" FL* or 4" MJ*
6" FL
6" MJ
6" PO

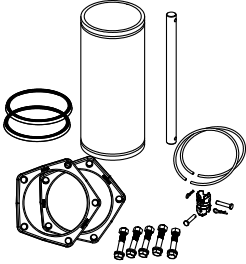
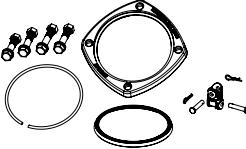
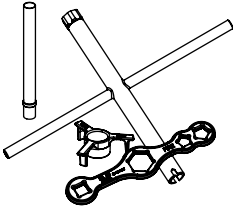
Optional bases available:
4" PE* Add 451
6" PE* Add 451
6" Straight* Add 350
6" HYMAX GRIP®* Add 300
8" MJ* Add 250
* Not UL/FM
Handwheel Kit Add 401

Copper Alloy/Cast Iron
Storz Nozzles with Cap
2.5" Add 601
4" Add 740
5" Add 821

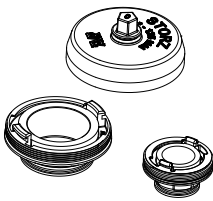
| | | | | |
|------------|-------|-----|-----|-------|
| 27M/PHH-01 | 1.5' | 127 | 280 | 5,487 |
| 27M/PHH-02 | 2.0' | 136 | 300 | 5,487 |
| 27M/PHH-03 | 2.5' | 145 | 320 | 5,487 |
| 27M/PHH-04 | 3.0' | 154 | 340 | 5,589 |
| 27M/PHH-05 | 3.5' | 163 | 360 | 5,691 |
| 27M/PHH-06 | 4.0' | 172 | 380 | 5,793 |
| 27M/PHH-07 | 4.5' | 181 | 400 | 5,895 |
| 27M/PHH-08 | 5.0' | 190 | 420 | 5,997 |
| 27M/PHH-09 | 5.5' | 200 | 440 | 6,099 |
| 27M/PHH-10 | 6.0' | 209 | 460 | 6,201 |
| 27M/PHH-11 | 6.5' | 218 | 480 | 6,303 |
| 27M/PHH-12 | 7.0' | 227 | 500 | 6,405 |
| 27M/PHH-13 | 7.5' | 236 | 520 | 6,507 |
| 27M/PHH-14 | 8.0' | 245 | 540 | 6,609 |
| 27M/PHH-15 | 8.5' | 254 | 560 | 6,711 |
| 27M/PHH-16 | 9.0' | 263 | 580 | 6,813 |
| 27M/PHH-17 | 9.5' | 272 | 600 | 6,915 |
| 27M/PHH-18 | 10.0' | 281 | 620 | 7,017 |
| 27M/PHH-19 | 10.5' | 290 | 640 | 7,119 |
| 27M/PHH-20 | 11.0' | 300 | 660 | 7,219 |
| 27M/PHH-21 | 11.5' | 309 | 680 | 7,321 |
| 27M/PHH-22 | 12.0' | 318 | 700 | 7,423 |

All adders are added to List Pricing
Note: List prices without accessories. For each 6" increase to bury depth over 12' add \$102

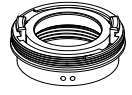
| Type | AVK Ref. # | Size | Weight kg | Weight lb | List Price | | | | | | | | | | | | | | |
|---|---|---------------------------------|---------------------------------|--------------------|------------|------------------------|---------|-----------------|---------|--------------------------|---------|---------------|---------|------------------------------------|---------|----------------------------------|---------|----------------------------------|---------|
| <p>Series 27 FlowGuard I™ Dry Barrel Hydrant Check Valve</p>  | <table border="1"> <tr> <td>27-150-C9</td> <td>For all AVK dry barrel hydrants</td> <td>51</td> <td>112</td> <td>2,650</td> </tr> </table> <p>All adders are added to List Pricing For 316 Stainless Steel Bolts add \$161 Use check valve parts discount</p> | 27-150-C9 | For all AVK dry barrel hydrants | 51 | 112 | 2,650 | | | | | | | | | | | | | |
| 27-150-C9 | For all AVK dry barrel hydrants | 51 | 112 | 2,650 | | | | | | | | | | | | | | | |
| <p>Series 27 Dry Barrel Hydrant Options</p> | <table border="1"> <tr> <td>For 8" MJ shoe less accessories</td> <td>add 250</td> </tr> <tr> <td>For Straight Inlet</td> <td>add 350</td> </tr> <tr> <td>For 4" PE Inlet</td> <td>add 451</td> </tr> <tr> <td>For 6" PE Inlet</td> <td>add 451</td> </tr> <tr> <td>For 6" HYMAX GRIP® Inlet</td> <td>add 300</td> </tr> <tr> <td>Handwheel Kit</td> <td>add 401</td> </tr> <tr> <td>For Integral Storz Connection 2.5"</td> <td>add 601</td> </tr> <tr> <td>For Integral Storz Connection 4"</td> <td>add 740</td> </tr> <tr> <td>For Integral Storz Connection 5"</td> <td>add 821</td> </tr> </table> <p>All adders are added to List Pricing</p> | For 8" MJ shoe less accessories | add 250 | For Straight Inlet | add 350 | For 4" PE Inlet | add 451 | For 6" PE Inlet | add 451 | For 6" HYMAX GRIP® Inlet | add 300 | Handwheel Kit | add 401 | For Integral Storz Connection 2.5" | add 601 | For Integral Storz Connection 4" | add 740 | For Integral Storz Connection 5" | add 821 |
| For 8" MJ shoe less accessories | add 250 | | | | | | | | | | | | | | | | | | |
| For Straight Inlet | add 350 | | | | | | | | | | | | | | | | | | |
| For 4" PE Inlet | add 451 | | | | | | | | | | | | | | | | | | |
| For 6" PE Inlet | add 451 | | | | | | | | | | | | | | | | | | |
| For 6" HYMAX GRIP® Inlet | add 300 | | | | | | | | | | | | | | | | | | |
| Handwheel Kit | add 401 | | | | | | | | | | | | | | | | | | |
| For Integral Storz Connection 2.5" | add 601 | | | | | | | | | | | | | | | | | | |
| For Integral Storz Connection 4" | add 740 | | | | | | | | | | | | | | | | | | |
| For Integral Storz Connection 5" | add 821 | | | | | | | | | | | | | | | | | | |
| <p>Series 27 Tamper Guard</p>  | <table border="1"> <tr> <td>27-000-47X</td> <td>Tamper Guard w/o Lock</td> <td>221</td> </tr> <tr> <td>27-000-47X</td> <td>Tamper Guard with Lock</td> <td>261</td> </tr> </table> <p>Use fire hydrant parts discount</p> | 27-000-47X | Tamper Guard w/o Lock | 221 | 27-000-47X | Tamper Guard with Lock | 261 | | | | | | | | | | | | |
| 27-000-47X | Tamper Guard w/o Lock | 221 | | | | | | | | | | | | | | | | | |
| 27-000-47X | Tamper Guard with Lock | 261 | | | | | | | | | | | | | | | | | |

| Type | AVK Ref. # | Size | Weight | | List Price | | | | | | | | | | | | | | | | | | | | | | | | | | | | | | | | | | | | | | | | | | | | | | | | | |
|---|---|--|-------------------------|-------------|------------|-----|---------------------------|----------------------------|----------|-----|---------------------------|--------------------|---------|----------------------|--------|------------|--------------------|-----|---------------------------|----|---------|--------------------|---------------------------|----|---------|------------|--------------------|-----|----|-----|---------------------------|--------------------|---------|------------|-----|-------|--------------------|-----|---------------------------|-----|-------------------------|--------------------|---------------------------|----|-------------------------|-------|--------------------|-----|----|-----|-------|--|--|--|
| | | | kg | lb | | | | | | | | | | | | | | | | | | | | | | | | | | | | | | | | | | | | | | | | | | | | | | | | | | |
| <p>Series 27 Extension Kits</p>  | <table border="1"> <tr><td>27-150-E001-106-00</td><td>6"</td><td>9</td><td>20</td><td>620</td></tr> <tr><td>27-150-E011-106-00</td><td>12"</td><td>18</td><td>40</td><td>730</td></tr> <tr><td>27-150-E021-106-00</td><td>18"</td><td>27</td><td>60</td><td>826</td></tr> <tr><td>27-150-E031-106-00</td><td>24"</td><td>36</td><td>80</td><td>929</td></tr> <tr><td>27-150-E041-106-00</td><td>30"</td><td>45</td><td>100</td><td>1,332</td></tr> <tr><td>27-150-E051-106-00</td><td>36"</td><td>55</td><td>120</td><td>1,456</td></tr> <tr><td>27-150-E061-106-00</td><td>42"</td><td>64</td><td>140</td><td>1,589</td></tr> <tr><td>27-150-E071-106-00</td><td>48"</td><td>73</td><td>160</td><td>1,779</td></tr> <tr><td>27-150-E081-106-00</td><td>54"</td><td>82</td><td>180</td><td>1,876</td></tr> <tr><td>27-150-E091-106-00</td><td>60"</td><td>91</td><td>200</td><td>1,910</td></tr> </table> <p>All extension kits are shipped with 304 Stainless Steel Stem. For 304 Stainless Steel Bolts add \$41 For 316 Stainless Steel Bolts add \$81 For 6" extensions over 60", add \$110</p> <p>Use fire hydrant parts discount</p> | 27-150-E001-106-00 | 6" | 9 | 20 | 620 | 27-150-E011-106-00 | 12" | 18 | 40 | 730 | 27-150-E021-106-00 | 18" | 27 | 60 | 826 | 27-150-E031-106-00 | 24" | 36 | 80 | 929 | 27-150-E041-106-00 | 30" | 45 | 100 | 1,332 | 27-150-E051-106-00 | 36" | 55 | 120 | 1,456 | 27-150-E061-106-00 | 42" | 64 | 140 | 1,589 | 27-150-E071-106-00 | 48" | 73 | 160 | 1,779 | 27-150-E081-106-00 | 54" | 82 | 180 | 1,876 | 27-150-E091-106-00 | 60" | 91 | 200 | 1,910 | | | |
| 27-150-E001-106-00 | 6" | 9 | 20 | 620 | | | | | | | | | | | | | | | | | | | | | | | | | | | | | | | | | | | | | | | | | | | | | | | | | | |
| 27-150-E011-106-00 | 12" | 18 | 40 | 730 | | | | | | | | | | | | | | | | | | | | | | | | | | | | | | | | | | | | | | | | | | | | | | | | | | |
| 27-150-E021-106-00 | 18" | 27 | 60 | 826 | | | | | | | | | | | | | | | | | | | | | | | | | | | | | | | | | | | | | | | | | | | | | | | | | | |
| 27-150-E031-106-00 | 24" | 36 | 80 | 929 | | | | | | | | | | | | | | | | | | | | | | | | | | | | | | | | | | | | | | | | | | | | | | | | | | |
| 27-150-E041-106-00 | 30" | 45 | 100 | 1,332 | | | | | | | | | | | | | | | | | | | | | | | | | | | | | | | | | | | | | | | | | | | | | | | | | | |
| 27-150-E051-106-00 | 36" | 55 | 120 | 1,456 | | | | | | | | | | | | | | | | | | | | | | | | | | | | | | | | | | | | | | | | | | | | | | | | | | |
| 27-150-E061-106-00 | 42" | 64 | 140 | 1,589 | | | | | | | | | | | | | | | | | | | | | | | | | | | | | | | | | | | | | | | | | | | | | | | | | | |
| 27-150-E071-106-00 | 48" | 73 | 160 | 1,779 | | | | | | | | | | | | | | | | | | | | | | | | | | | | | | | | | | | | | | | | | | | | | | | | | | |
| 27-150-E081-106-00 | 54" | 82 | 180 | 1,876 | | | | | | | | | | | | | | | | | | | | | | | | | | | | | | | | | | | | | | | | | | | | | | | | | | |
| 27-150-E091-106-00 | 60" | 91 | 200 | 1,910 | | | | | | | | | | | | | | | | | | | | | | | | | | | | | | | | | | | | | | | | | | | | | | | | | | |
| <p>Series 27 Traffic Repair Kits</p>  | <table border="1"> <tr> <td>F33</td> <td></td> <td>11</td> <td>24</td> <td>327</td> </tr> </table> <p>The Traffic Repair Kits come standard with a primer coating. A \$200 adder will be charged for specified colors. For Modern Hydrant Repair Kit, specify color. Part numbers above include zinc plated bolts. Other bolts available for additional charge. For 304 Stainless Steel Bolts add \$41 For 316 Stainless Steel Bolts add \$81</p> <p>Use fire hydrant parts discount</p> | F33 | | 11 | 24 | 327 | | | | | | | | | | | | | | | | | | | | | | | | | | | | | | | | | | | | | | | | | | | | | | | | |
| F33 | | 11 | 24 | 327 | | | | | | | | | | | | | | | | | | | | | | | | | | | | | | | | | | | | | | | | | | | | | | | | | | |
| <p>Series 27 Hydrants Tools</p>  | | <table border="1"> <tr> <td>F99110</td> <td>Seat Wrench</td> <td>6</td> <td>251</td> </tr> <tr> <td>F99111</td> <td>Seat Wrench Centering Tool</td> <td>2</td> <td>101</td> </tr> <tr> <td>F99112</td> <td>Operating Wrench</td> <td>5</td> <td>101</td> </tr> <tr> <td>F99114</td> <td>Oil Sleeve</td> <td>1</td> <td>161</td> </tr> </table> <p>Use fire hydrant parts discount</p> | F99110 | Seat Wrench | 6 | 251 | F99111 | Seat Wrench Centering Tool | 2 | 101 | F99112 | Operating Wrench | 5 | 101 | F99114 | Oil Sleeve | 1 | 161 | | | | | | | | | | | | | | | | | | | | | | | | | | | | | | | | | | | | |
| F99110 | Seat Wrench | 6 | 251 | | | | | | | | | | | | | | | | | | | | | | | | | | | | | | | | | | | | | | | | | | | | | | | | | | | |
| F99111 | Seat Wrench Centering Tool | 2 | 101 | | | | | | | | | | | | | | | | | | | | | | | | | | | | | | | | | | | | | | | | | | | | | | | | | | | |
| F99112 | Operating Wrench | 5 | 101 | | | | | | | | | | | | | | | | | | | | | | | | | | | | | | | | | | | | | | | | | | | | | | | | | | | |
| F99114 | Oil Sleeve | 1 | 161 | | | | | | | | | | | | | | | | | | | | | | | | | | | | | | | | | | | | | | | | | | | | | | | | | | | |
| <p>Series 27 Bolting / Stem Options</p> | <table border="1"> <tr> <td colspan="2">Bolting Below Ground</td> <td></td> <td></td> </tr> <tr> <td></td> <td>304 Grade Stainless Steel</td> <td></td> <td>Standard</td> </tr> <tr> <td></td> <td>316 Grade Stainless Steel</td> <td></td> <td>add 300</td> </tr> <tr> <td colspan="2">Bolting Above Ground</td> <td></td> <td></td> </tr> <tr> <td></td> <td>304 Grade Stainless Steel</td> <td></td> <td>add 120</td> </tr> <tr> <td></td> <td>316 Grade Stainless Steel</td> <td></td> <td>add 170</td> </tr> <tr> <td colspan="2">Upper Stem</td> <td></td> <td></td> </tr> <tr> <td></td> <td>316 Grade Stainless Steel</td> <td></td> <td>add 140</td> </tr> <tr> <td colspan="2">Lower Stem</td> <td></td> <td></td> </tr> <tr> <td></td> <td>304 Grade Stainless Steel</td> <td></td> <td>add 50 per 6" increment</td> </tr> <tr> <td></td> <td>316 Grade Stainless Steel</td> <td></td> <td>add 70 per 6" increment</td> </tr> </table> | Bolting Below Ground | | | | | 304 Grade Stainless Steel | | Standard | | 316 Grade Stainless Steel | | add 300 | Bolting Above Ground | | | | | 304 Grade Stainless Steel | | add 120 | | 316 Grade Stainless Steel | | add 170 | Upper Stem | | | | | 316 Grade Stainless Steel | | add 140 | Lower Stem | | | | | 304 Grade Stainless Steel | | add 50 per 6" increment | | 316 Grade Stainless Steel | | add 70 per 6" increment | | | | | | | | | |
| Bolting Below Ground | | | | | | | | | | | | | | | | | | | | | | | | | | | | | | | | | | | | | | | | | | | | | | | | | | | | | | |
| | 304 Grade Stainless Steel | | Standard | | | | | | | | | | | | | | | | | | | | | | | | | | | | | | | | | | | | | | | | | | | | | | | | | | | |
| | 316 Grade Stainless Steel | | add 300 | | | | | | | | | | | | | | | | | | | | | | | | | | | | | | | | | | | | | | | | | | | | | | | | | | | |
| Bolting Above Ground | | | | | | | | | | | | | | | | | | | | | | | | | | | | | | | | | | | | | | | | | | | | | | | | | | | | | | |
| | 304 Grade Stainless Steel | | add 120 | | | | | | | | | | | | | | | | | | | | | | | | | | | | | | | | | | | | | | | | | | | | | | | | | | | |
| | 316 Grade Stainless Steel | | add 170 | | | | | | | | | | | | | | | | | | | | | | | | | | | | | | | | | | | | | | | | | | | | | | | | | | | |
| Upper Stem | | | | | | | | | | | | | | | | | | | | | | | | | | | | | | | | | | | | | | | | | | | | | | | | | | | | | | |
| | 316 Grade Stainless Steel | | add 140 | | | | | | | | | | | | | | | | | | | | | | | | | | | | | | | | | | | | | | | | | | | | | | | | | | | |
| Lower Stem | | | | | | | | | | | | | | | | | | | | | | | | | | | | | | | | | | | | | | | | | | | | | | | | | | | | | | |
| | 304 Grade Stainless Steel | | add 50 per 6" increment | | | | | | | | | | | | | | | | | | | | | | | | | | | | | | | | | | | | | | | | | | | | | | | | | | | |
| | 316 Grade Stainless Steel | | add 70 per 6" increment | | | | | | | | | | | | | | | | | | | | | | | | | | | | | | | | | | | | | | | | | | | | | | | | | | | |
| | | | | | | | | | | | | | | | | | | | | | | | | | | | | | | | | | | | | | | | | | | | | | | | | | | | | | | |

| Type | AVK Ref. # | Size | Weight | | List Price | |
|---|------------|------|--------|-----|-------------|-----|
| | | | kg | lb | | |
| Series 27 Copper Alloy/ Cast Iron Storz Nozzles & Caps | | | | | Caps | |
| | | | | | Cap&Nozzles | |
| | | | 2.5" | | 181 | 601 |
| | | | 4" | | 241 | 740 |
| | | 5" | | 241 | 821 | |
| Use fire hydrant parts discount | | | | | | |



| Type | AVK Ref. # | Size | Weight | | List Price | |
|--|------------|-------------------------|-------------------------|-----|------------|-------|
| | | | kg | lb | | |
| Series 27 Storz Adaptors | | | | | Caps | |
| | | | | | Nozzles | |
| | | | 4" Nozzle to 4" Storz | | 241 | 1,101 |
| | | | 4.5" Nozzle to 4" Storz | | 241 | 1,101 |
| | | 4" Nozzle to 5" Storz | | 241 | 1,101 | |
| | | 4.5" Nozzle to 5" Storz | | 241 | 1,101 | |
| Use fire hydrant parts discount | | | | | | |



| Type | AVK Ref. # | Size | Weight | | List Price | |
|--|------------|------|------------|----|------------|-----------|
| | | | kg | lb | | |
| Optional PUR (Polyurethane) Exterior Coating Below Ground Only | | | | | | |
| | | | Bury Depth | | | |
| | | | 3' or less | | | add 660 |
| | | | 3.5' | | | add 770 |
| | | | 4' | | | add 880 |
| | | | 4.5' | | | add 990 |
| | | | 5' | | | add 1,100 |
| | | | 5.5' | | | add 1,210 |
| | | | 6' | | | add 1,320 |
| | | | 6.5' | | | add 1,430 |
| | | | 7' | | | add 1,540 |
| | | | 7.5' | | | add 1,650 |
| | | | 8' | | | add 1,760 |
| | | 8.5' | | | add 1,870 | |
| | | 9' | | | add 1,980 | |
| | | 9.5' | | | add 2,090 | |
| | | 10' | | | add 2,200 | |
| All adders are added to List Pricing | | | | | | |
| Note: Add \$110 per 6-inch increment for bury depths greater than 10 feet | | | | | | |

| Type | AVK Ref. # | Size | Weight | | List Price | |
|---|------------|------|------------|----|------------|-----------|
| | | | kg | lb | | |
| Epoxy Coating Interior Below Ground Only | | | | | | |
| | | | Bury Depth | | | |
| | | | 3' or less | | | add 660 |
| | | | 3.5' | | | add 770 |
| | | | 4' | | | add 880 |
| | | | 4.5' | | | add 990 |
| | | | 5' | | | add 1,100 |
| | | | 5.5' | | | add 1,210 |
| | | | 6' | | | add 1,320 |
| | | | 6.5' | | | add 1,430 |
| | | | 7' | | | add 1,540 |
| | | | 7.5' | | | add 1,650 |
| | | | 8' | | | add 1,760 |
| | | 8.5' | | | add 1,870 | |
| | | 9' | | | add 1,980 | |
| | | 9.5' | | | add 2,090 | |
| | | 10' | | | add 2,200 | |
| All adders are added to List Pricing | | | | | | |
| Note: Add \$110 per 6-inch increment for bury depths greater than 10 feet | | | | | | |

SERIES 67, POST/FLUSHING, DRY BARREL HYDRANT – OPTIONS

SERIES 67, POST/FLUSHING, DRY BARREL HYDRANT OPTIONS

• Style

67 – Post/Flushing Hydrant

• Hose Nozzle

Thread type _____

• Chains

With Chains
 Without Chains

• Operating Nut

Size _____
 Shape _____

• Bolting Above Ground

Zinc Plated (standard)
 304 Stainless Steel
 316 Stainless Steel

• Bolting Below Ground

Zinc Plated (standard)
 304 Stainless Steel
 316 Stainless Steel

• Opening Direction

Open Left
 Open Right

• Drain Facility

Plugged seat ring
 Plugged main valve flange – Base
 Drains unplugged

• Upper Stem

304 Stainless

• Lower Stem

304 Stainless

• Lubrication

Grease Filled

• Inlet Configurations

Size 2" 2.5" 3" 4"
 Type FL MJ NPT

• Bury Depth, Lower Barrel – Hydrant no.

Depth in feet (In 6" increments)

• Color

Body _____
 Hose Cap _____
 Base _____
 Lower Barrel(s) _____
 Weathershield _____
 Special Color _____

• Special Options – All special options must be approved by AVK

Customer: _____

Municipality: _____

Engineer: _____

Requested By: _____

Date: _____

Approval Name: _____

Signature: _____

Title: _____

SERIES 67, POST/FLUSHING, DRY BARREL HYDRANTS

SERIES 67, POST/FLUSHING

DRY BARREL HYDRANT

American AVK Wet Barrel Hydrant Class Code/ Ref. # / Breakdown

| | | | |
|--|--|--|--|
| 67 L Series no. | A L Inlet Size | B L Inlet Config. | C L Bury Depth |
| | 2 - 2" 2.5 - 2.5" 3 - 3" 4 - 4" | F - FL M - MJ N - NPT | 15 - 1.5' 20 - 2' 25 - 2.5' 30 - 3' 35 - 3.5' 40 - 4' 45 - 4.5' 50 - 5' 55 - 5.5' 60 - 6' 65 - 6.5' 70 - 7' 75 - 7.5' 80 - 8' |

SERIES 67, POST/FLUSHING, DRY BARREL HYDRANT ACRONYMS :

- DI - Ductile Iron
- EPDM - Ethylene Propylene Diene Monomer
- FL - Flange
- MJ - Mechanical Joint
- NPT - National Pipe Thread
- SS - Stainless Steel

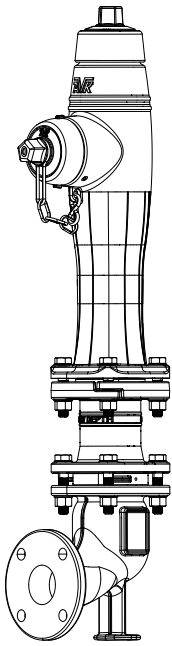
Type

**Series 67/XX
Post/Flushing
Dry barrel Hydrant**

One Hose Nozzle ONLY

Standard bases available:
2.5" FL
3" FL
2" MJ
3" MJ
4" MJ
2" NPT
2.5" NPT
3" NPT

Optional base:
2" HYMAX GRIP® Add 200

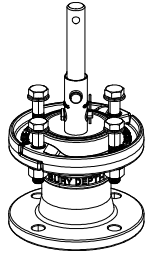


| AVK Ref. # | Size | Weight | | List Price |
|------------|------------|--------|-----|------------|
| | | kg | lb | |
| | Bury Depth | | | |
| 67-XX-15 | 1.5' | 46 | 101 | 2,271 |
| 67-XX-20 | 2.0' | 49 | 108 | 2,271 |
| 67-XX-25 | 2.5' | 52 | 115 | 2,271 |
| 67-XX-30 | 3.0' | 55 | 122 | 2,271 |
| 67-XX-35 | 3.5' | 59 | 129 | 2,331 |
| 67-XX-40 | 4.0' | 62 | 136 | 2,391 |
| 67-XX-45 | 4.5' | 65 | 143 | 2,451 |
| 67-XX-50 | 5.0' | 68 | 150 | 2,511 |
| 67-XX-55 | 5.5' | 71 | 157 | 2,571 |
| 67-XX-60 | 6.0' | 74 | 164 | 2,631 |
| 67-XX-65 | 6.5' | 78 | 171 | 2,691 |
| 67-XX-70 | 7.0' | 81 | 178 | 2,751 |
| 67-XX-75 | 7.5' | 84 | 185 | 2,811 |
| 67-XX-80 | 8.0' | 87 | 192 | 2,871 |
| 67-XX-85 | 8.5' | 90 | 199 | 2,931 |
| 67-XX-90 | 9.0' | 93 | 206 | 2,991 |
| 67-XX-95 | 9.5' | 96 | 213 | 3,051 |
| 67-XX-100 | 10.0' | 99 | 220 | 3,111 |

Note: List prices without accessories. Extensions available in 6" increments from 6" to 8'

All adders are added to List Pricing
For each 6" increase to bury depth over 10' add \$61
Lower Stem Optional 304 Stainless Steel add \$50 per 6 inch increment
304 Stainless Steel Bolting (incl. 4 bolts, 8 washers, 4 nuts) add \$81
316 Stainless Steel Bolting (incl. 4 bolts, 8 washers, 4 nuts) add \$161
PUR coating or each 6" increase to bury depth add \$60

**Series 67
Extension Kits**

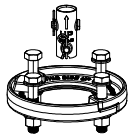


| | Bury Depth | List Price |
|-----------|------------|------------|
| 67-999-6X | 0.5' | 601 |
| 67-999-6X | 1.0' | 661 |
| 67-999-6X | 1.5' | 721 |
| 67-999-6X | 2.0' | 781 |
| 67-999-6X | 2.5' | 841 |
| 67-999-6X | 3.0' | 901 |
| 67-999-6X | 3.5' | 961 |
| 67-999-6X | 4.0' | 1,021 |
| 67-999-6X | 4.5' | 1,081 |
| 67-999-6X | 5.0' | 1,141 |

Use fire hydrant parts discount

All adders are added to List Pricing
Extension Stem Optional 304 Stainless Steel add \$60 per 6 inch increment
304 Stainless Steel Bolting (incl. 4 bolts, 8 washers, 4 nuts) add \$81
316 Stainless Steel Bolting (incl. 4 bolts, 8 washers, 4 nuts) add \$161

**Series 67 Traffic
Repair Kit**

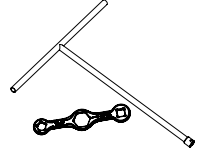


| | | | |
|-----------|---|----|-----|
| 67-999-7X | 8 | 18 | 229 |
|-----------|---|----|-----|

Use fire hydrant parts discount

All adders are added to List Pricing
304 Stainless Steel Bolting (incl. 4 bolts, 8 washers, 4 nuts) add \$81
316 Stainless Steel Bolting (incl. 4 bolts, 8 washers, 4 nuts) add \$161

**Series 67 Hydrant
Tools**



| | | | |
|------------------------------|---|---|-----|
| 67-065-5901 Hydrant Wrench | 3 | 6 | 269 |
| 67-080-5901 Operating Wrench | 2 | 5 | 97 |

Use fire hydrant parts discount

SERIES 41 – SWING

CHECK VALVE OPTIONS

SERIES 41 – SWING CHECK VALVE OPTIONS

• Actuation

- D - Dual Lever & Weight
- P - Plain Hinge - No Lever (Standard)
- S - Lever & Spring
- W - Lever & Weight

• Lever Location (When looking down stream)

- Right Hand (Standard)
- Left Hand

• Bolting

- 304 Stainless Steel (Standard)
- 316 Stainless Steel

• Boss Drilling

- RH side down stream
- RH side and bottom
- LH side down stream
- LH side and bottom

- Both sides
- Both sides and bottom
- RH side up stream
- LH side up stream
- Special

• Coating

- Fusion Bonded Epoxy, 8 mils minimum thickness: to AWWA C550 (Standard)
- Holiday Free Interior
- Holiday Free Exterior
- Holiday Free Interior & Exterior

- Special Options – All special options must be approved by AVK

Customer: _____

Municipality: _____

Engineer: _____

Requested By: _____

Date: _____

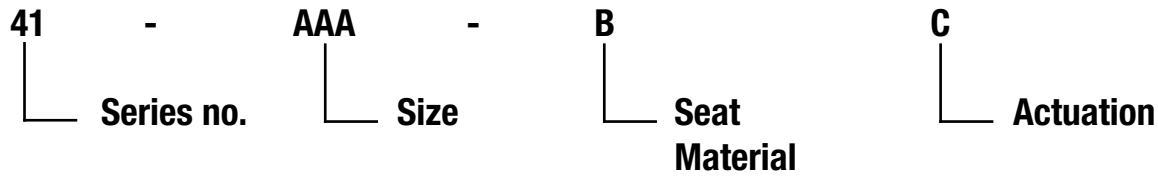
Approval Name: _____

Signature: _____

Title: _____

SERIES 41 & 53 , CHECK VALVES

American AVK Swing Check Valve Class Code/ Ref. # / Breakdown



080 - 3"
 100 - 4"
 150 - 6"
 200 - 8"
 250 - 10"
 300 - 12"

C - Combination*
 M - Metal
 R - Rubber

D - Dual Lever & Weight
 P - Plain (Standard)
 S - Lever & Spring
 W - Lever & Weight

* Combination - resilient disc to bronze seated body

SERIES 41, SWING CHECK VALVE ACRONYMS :

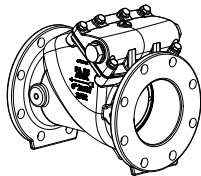
- ANSI - American National Standards Institute
- ASME - American Society of Mechanical Engineers
- AWWA - American Water Works Association
- DI - Ductile Iron
- EPDM - Ethylene Propylene Diene Monomer
- FL - Flange
- SS - Stainless Steel

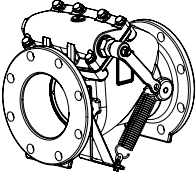
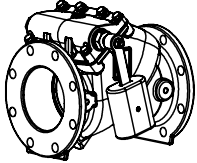
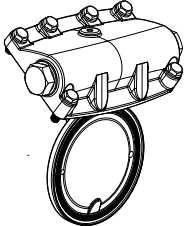
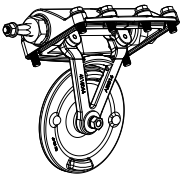
SERIES 41, SWING

CHECK VALVES

SERIES 41 & 53, CHECK VALVES

| Type | AVK Ref. # | Size | Weight | | List Price |
|--|------------------------|------|--------|-----|------------|
| | | | kg | lb | |
| Series 41/RP Plain – Standard (Without Lever & Weight) Ductile Iron To AWWA C508 Swing check valve, Resilient seated, flanged ends to ASME B 16.42, class 150 250 PSI Size 3"-12" | Without lever & weight | | | | |
| | 41-080-RP | 3" | 15 | 34 | 1,379 |
| | 41-100-RP | 4" | 22 | 48 | 1,703 |
| | 41-150-RP | 6" | 38 | 84 | 2,555 |
| | 41-200-RP | 8" | 68 | 150 | 3,779 |
| | 41-250-RP | 10" | 204 | 450 | 6,709 |
| | 41-300-RP | 12" | 267 | 590 | 10,499 |
| All adders are added to List Pricing For 316 stainless steel bolting add \$121- 3",4", \$161 - 6", \$201 - 8", \$241 - 10"-12" | | | | | |



| Type | AVK Ref. # | Size | Weight | | List Price | | | | | |
|--|---|------|--------|----|------------|-------------|-----|-----|-----|--------|
| | | | kg | lb | | | | | | |
| Series 41/XS With Lever & Spring Ductile Iron To AWWA C508 Swing check valve, Resilient seated, flanged ends to ASME B 16.42, class 150 250 PSI Size 3"-12" |  | | | | | | | | | |
| | | | | | | 41-080-RS | 3" | 15 | 34 | 2,201 |
| | | | | | | 41-100-RS | 4" | 22 | 48 | 2,593 |
| | | | | | | 41-150-RS | 6" | 38 | 84 | 3,487 |
| | | | | | | 41-200-RS | 8" | 68 | 150 | 5,283 |
| | | | | | | 41-250-RS | 10" | 204 | 450 | 8,475 |
| | | | | | | 41-300-RS | 12" | 267 | 590 | 12,187 |
| Specify Right or Left side mounting when ordering | | | | | | | | | | |
| All adders are added to List Pricing | | | | | | | | | | |
| For 316 stainless steel bolting add \$121- 3",4", \$161 - 6", \$201 - 8", \$241 - 10"-12" | | | | | | | | | | |
| Series 41/XW With Lever & Weight Ductile Iron To AWWA C508 Swing check valve, Resilient seated, flanged ends to ASME B 16.42, class 150 250 PSI Size 3"-12" |  | | | | | | | | | |
| | | | | | | 41-080-RW | 3" | 15 | 34 | 2,201 |
| | | | | | | 41-100-RW | 4" | 22 | 48 | 2,593 |
| | | | | | | 41-150-RW | 6" | 38 | 84 | 3,487 |
| | | | | | | 41-200-RW | 8" | 68 | 150 | 5,283 |
| | | | | | | 41-250-RW | 10" | 204 | 450 | 8,475 |
| | | | | | | 41-300-RW | 12" | 267 | 590 | 12,187 |
| 41-XXX-XD – for Dual Lever & Weight, add 10% to pricing above | | | | | | | | | | |
| Specify Right or Left side mounting when ordering | | | | | | | | | | |
| All adders are added to List Pricing | | | | | | | | | | |
| For 316 stainless steel bolting add \$121- 3",4", \$161 - 6", \$201 - 8", \$241 - 10"-12" | | | | | | | | | | |
| Check Valve Plain Head Assemblies  | | | | | | | | | | |
| | | | | | | 41-080-5227 | 3" | | | 508 |
| | | | | | | 41-100-5227 | 4" | | | 598 |
| | | | | | | 41-150-5227 | 6" | | | 805 |
| | | | | | | 41-200-5227 | 8" | | | 1,219 |
| | | | | | | 41-250-5227 | 10" | | | 1,956 |
| | | | | | | 41-300-5227 | 12" | | | 2,812 |
| All adders are added to List Pricing | | | | | | | | | | |
| For 316 stainless steel bolting add \$121- 3",4", \$161 - 6", \$201 - 8", \$241 - 10"-12" | | | | | | | | | | |
| Use parts discount | | | | | | | | | | |
| Check Valve Lever & Weight or Lever & Spring Head Assemblies  | With lever & weight or lever & spring | | | | | | | | | |
| | | | | | | 41-080-5224 | 3" | | | 661 |
| | | | | | | 41-100-5224 | 4" | | | 778 |
| | | | | | | 41-150-5224 | 6" | | | 1,047 |
| | | | | | | 41-200-5224 | 8" | | | 1,585 |
| | | | | | | 41-250-5224 | 10" | | | 2,543 |
| | | | | | | 41-300-5224 | 12" | | | 3,656 |
| Specify Lever & Weight or Lever & Spring | | | | | | | | | | |
| Specify Right or Left side mounting when ordering | | | | | | | | | | |
| All adders are added to List Pricing | | | | | | | | | | |
| For 316 stainless steel bolting add \$121- 3",4", \$161 - 6", \$201 - 8", \$241 - 10"-12" | | | | | | | | | | |
| Use parts discount | | | | | | | | | | |

CHECK VALVE OPTIONS

SERIES 53 – BALL CHECK VALVE OPTIONS

- End Connections

- FL x FL - Flange by Flange (2" - 24")
- NPT x NPT - National Pipe Thread x National Pipe Thread (1.5" and 2")

- Ball Coating

- NBR (Standard), Nitrile, Buna 'N'

- Valve Material

- Ductile Iron (Standard)
- 316 Stainless Steel (1.5" and 2" NPT only)

- Ball Weight

- Sinking (Standard)
- Floating (For special installations, contact American AVK)

- Bolting

- Zinc Plated Steel (Standard)
- 304 Stainless Steel
- 316 Stainless Steel

- Coating

- Fusion Bonded Epoxy, 8 mils minimum thickness: to AWWA C550 (Standard)
- Black Alkyd (Standard 14" and larger)
- Holiday Free Interior – Fusion Bonded Epoxy only
- Holiday Free Exterior – Fusion Bonded Epoxy only
- Holiday Free Interior & Exterior – Fusion Bonded Epoxy only

- NOTE: These are generally available options for AVK AWWA check valves. Some options are not available for all valve types and sizes. Contact American AVK for details.

Customer: _____

Municipality: _____

Engineer: _____

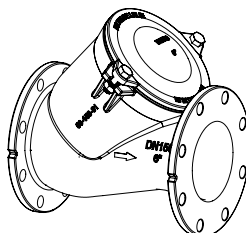
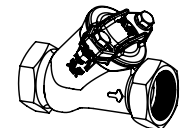

Requested By: _____

Date: _____

Approval Name: _____

Signature: _____

Title: _____

| Type | AVK Ref. # | Size | Weight | | List Price |
|--|---|------|--------|------|------------|
| | | | kg | lb | |
| Series 53/FFI FLxFL Ductile Iron Body Flanged Ends NBR Ball 150 PSI Sizes 2"-16", 20" & 24" |  | | | | |
| | 53-050-FFI | 2" | 9 | 19 | 881 |
| | 53-065-FFI | 2.5" | 12 | 26 | 985 |
| | 53-080-FFI | 3" | 15 | 33 | 1,065 |
| | 53-100-FFI | 4" | 24 | 53 | 1,369 |
| | 53-150-FFI | 6" | 40 | 88 | 2,689 |
| | 53-200-FFI | 8" | 78 | 172 | 4,905 |
| | 53-250-FFI | 10" | 136 | 300 | 11,385 |
| | 53-300-FFI | 12" | 208 | 459 | 16,665 |
| | 53-350-FFI | 14" | 314 | 690 | 53,664 |
| | 53-400-FFI | 16" | 457 | 1005 | 65,449 |
| | 53-500-FFI | 20" | 719 | 1581 | 72,320 |
| | 53-600-FFI | 24" | 1102 | 2425 | 140,592 |
| Series 53/NNI NPTxNPT Ductile Iron Body NPT Ends NBR Ball 150 PSI Sizes 1.5"-2" |  | | | | |
| | 53-040-NNI | 1.5" | 2 | 5 | 649 |
| | 53-050-NNI | 2" | 3 | 7 | 753 |
| Series 53/NNS NPTxNPT Stainless Steel Body NPT Ends NBR Ball 150 PSI Sizes 1.5"-2" |  | | | | |
| | 53-040-NNS | 1.5" | 2 | 5 | 1,257 |
| | 53-050-NNS | 2" | 3 | 7 | 1,633 |

SERIES 41 & 53 , CHECK VALVES

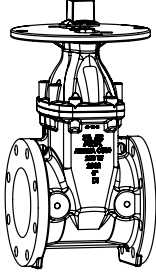
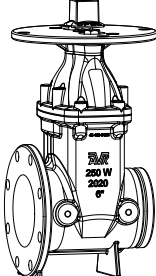
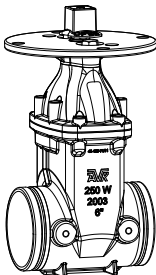
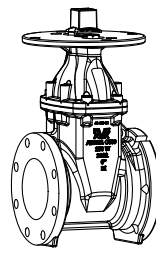
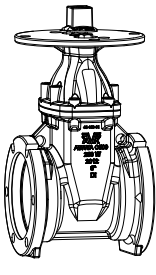
| Type | AVK Ref. # | Size | Weight | | List Price |
|---|---------------------------|------|--------|----|------------|
| | | | kg | lb | |
| Series 53 Replacement Ball - Sinking (Standard) | 53-048-150 | 1.5" | | | 180 |
| | 53-060-150 | 2" | | | 205 |
| | 53-080-250 | 2.5" | | | 230 |
| | 53-096-250 | 3" | | | 250 |
| | 53-125-250 | 4" | | | 315 |
| | 53-180-250 | 6" | | | 625 |
| | 53-250-250 | 8" | | | 1,130 |
| | 53-320-250 | 10" | | | 2,630 |
| | 53-370-250 | 12" | | | 3,850 |
| | 53-440-250 | 14" | | | POA |
| | 53-500-250 | 16" | | | POA |
| | 53-620-250 | 20" | | | POA |
| | 53-750-250 | 24" | | | POA |
| | Use parts discount | | | | |
| Series 53 Replacement Ball - Floating (Optional) | 53-048-550 | 1.5" | | | 170 |
| | 53-060-550 | 2" | | | 180 |
| | 53-080-550 | 2.5" | | | 205 |
| | 53-096-550 | 3" | | | 220 |
| | 53-125-550 | 4" | | | 290 |
| | 53-180-550 | 6" | | | 560 |
| | 53-250-550 | 8" | | | 1,050 |
| | 53-320-550 | 10" | | | 2,300 |
| | 53-370-550 | 12" | | | 3,400 |
| | 53-440-550 | 14" | | | POA |
| | 53-500-550 | 16" | | | POA |
| | 53-620-550 | 20" | | | POA |
| | 53-750-550 | 24" | | | POA |
| | Use parts discount | | | | |
| Series 53/FF Cover Replacement O-rings for Flanged bodies | XXX | 1.5" | | | 6 |
| | 24-150-78 | 2" | | | 8 |
| | 96-100-00326 | 2.5" | | | 10 |
| | 96-100-00327 | 3" | | | 12 |
| | 96-100-00328 | 4" | | | 20 |
| | 96-100-00329 | 6" | | | 50 |
| | 96-100-00330 | 8" | | | 60 |
| | 96-100-00331 | 10" | | | 70 |
| | 96-100-00332 | 12" | | | 125 |
| | XXX | 14" | | | POA |
| | XXX | 16" | | | POA |
| | XXX | 20" | | | POA |
| | XXX | 24" | | | POA |
| | Use parts discount | | | | |
| Series 53/NN Cover Replacement O-rings for NPT bodies | 15-200-25 | 1.5" | | | 6 |
| | 01-062-3 | 2" | | | 8 |
| Use parts discount | | | | | |

UL/FM PRODUCTS FOR FIRE PROTECTION

UL/FM PRODUCTS FOR FIRE PROTECTION

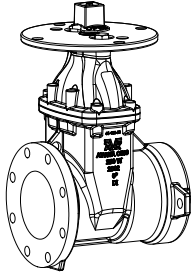
UL/FM PRODUCTS FOR FIRE PROTECTION ACRONYMS :

| | |
|--|---|
| ANSI - American National Standards Institute | NBR - Nitrile Butyl Rubber |
| ASME - American Society of Mechanical Engineers | NRS - Non Rising Stem |
| AWWA - American Water Works Association | NPT - National Pipe Thread |
| DIPS - Ductile Iron Pipe Size | OS&Y - Outside Screw/Stem & Yoke |
| EPDM - Ethylene Propylene Diene Monomer | PE - Polyethylene |
| FL - Flange | PIV - Post Indicator Valve |
| FM - Factory Mutual | PO - Push - On |
| GR - Grooved | PUR - Polyurethane |
| HDPE - High Density Polyethylene | SS - Stainless Steel |
| IPS - Iron Pipe Size | UL - Underwriters Laboratories |
| MJ - Mechanical Joint | |

| Type | AVK Ref. # | Size | Weight | | List Price | |
|---|---|------------|--------|-----|------------|-------|
| | | | kg | lb | | |
| Series 45/FFP FL X FL, PIV, Full wall ductile iron 125 lb. Flange to AWWA C509/C515 Flanged ends to ASME B 16.42 Class 150 NRS 250 PSI 4"-12" 200 PSI 14"-16" |  | 45-100-FFP | 4" | 36 | 78 | 1,421 |
| | 45-150-FFP | 6" | 51 | 112 | 1,811 | |
| | 45-200-FFP | 8" | 77 | 169 | 2,685 | |
| | 45-250-FFP | 10" | 129 | 284 | 4,111 | |
| | 45-300-FFP | 12" | 193 | 424 | 4,911 | |
| | 45-350-FFP | 14" | 288 | 635 | 14,761 | |
| | 45-400-FFP | 16" | 366 | 805 | 15,989 | |
| Use FP-45-OP discount | | | | | | |
| Series 45/GFP GV X FL, PIV Full wall ductile iron Grooved ends (IPS) to AWWA C606 Flanged ends to ASME B 16.42 Class 150 NRS 250 PSI Size 2.5"-10" |  | 45-065-GFP | 2.5" | 15 | 33 | 1,159 |
| | 45-080-GFP | 3" | 16 | 35 | 1,371 | |
| | 45-100-GFP | 4" | 25 | 55 | 1,532 | |
| | 45-150-GFP | 6" | 40 | 87 | 2,049 | |
| | 45-200-GFP | 8" | 61 | 133 | 3,199 | |
| | 45-250-GFP | 10" | 95 | 208 | 5,104 | |
| | Use FP-45-OP discount | | | | | |
| Series 45/GGP GV X GV, PIV Full wall ductile iron Grooved ends (IPS) to AWWA C606 NRS 250 PSI Size 2.5"-10" |  | 45-065-GGP | 2.5" | 14 | 30 | 1,159 |
| | 45-080-GGP | 3" | 16 | 35 | 1,371 | |
| | 45-100-GGP | 4" | 21 | 46 | 1,532 | |
| | 45-150-GGP | 6" | 40 | 87 | 2,049 | |
| | 45-200-GGP | 8" | 61 | 133 | 3,199 | |
| | 45-250-GGP | 10" | 84 | 185 | 5,104 | |
| | Use FP-45-OP discount | | | | | |
| Series 45/MFP MJ X FL, PIV Full wall ductile iron to AWWA C509/C515 Mechanical joint ends Flanged ends to ASME B 16.42 Class 150 NRS 250 PSI 4"-12" 200 PSI 14"-16" |  | 45-100-MFP | 4" | 36 | 78 | 1,431 |
| | 45-150-MFP | 6" | 51 | 112 | 1,755 | |
| | 45-200-MFP | 8" | 77 | 169 | 2,639 | |
| | 45-250-MFP | 10" | 129 | 284 | 3,969 | |
| | 45-300-MFP | 12" | 193 | 424 | 4,953 | |
| | 45-350-MFP | 14" | 288 | 635 | 14,761 | |
| | 45-400-MFP | 16" | 366 | 805 | 15,989 | |
| | Use FP-45-OP discount | | | | | |
| | less MJ accessories | | | | | |
| Series 45/MMP MJ X MJ, PIV Full wall ductile iron to AWWA C509/C515 Mechanical joint ends NRS 250 PSI 4"-12" 200 PSI 14"-16" |  | 45-100-MMP | 4" | 41 | 89 | 1,431 |
| | 45-150-MMP | 6" | 61 | 133 | 1,755 | |
| | 45-200-MMP | 8" | 90 | 199 | 2,639 | |
| | 45-250-MMP | 10" | 135 | 298 | 3,969 | |
| | 45-300-MMP | 12" | 174 | 383 | 4,953 | |
| | 45-350-MMP | 14" | 278 | 613 | 14,761 | |
| | 45-400-MMP | 16" | 377 | 831 | 15,989 | |
| | Use FP-45-OP discount | | | | | |
| | less MJ accessories | | | | | |

Type

Series 45/PFP
PO X FL, PIV
Full wall ductile iron



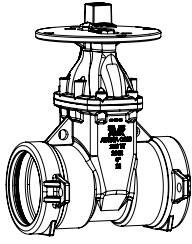
to AWWA C509/C515
 Push-on joint ends
 Flanged ends
 to ASME B 16.42
 Class 150
 NRS
 250 PSI 4"-12"
 200 PSI 16"

| AVK Ref. # | Size | Weight | | List Price |
|------------|------|--------|------|------------|
| | | kg | lb | |
| 45-100-PFP | 4" | 35 | 77 | 1,471 |
| 45-150-PFP | 6" | 53 | 117 | 1,861 |
| 45-200-PFP | 8" | 81 | 177 | 2,777 |
| 45-250-PFP | 10" | 112 | 247 | 4,195 |
| 45-300-PFP | 12" | 187 | 411 | 5,101 |
| 45-400-PFP | 16" | 455 | 1002 | 15,989 |

less gaskets

Use FP-45-OP discount

Series 45/PPP
PO X PO, PIV
Full wall ductile iron



to AWWA C509/C515
 Push-on joint ends
 NRS
 250 PSI 4"-12"
 200 PSI 16"

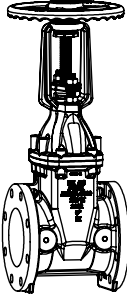
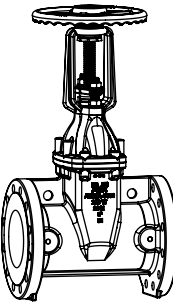
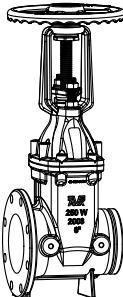
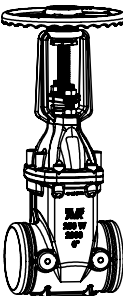
| | | | | |
|------------|-----|-----|------|--------|
| 45-100-PPP | 4" | 35 | 77 | 1,471 |
| 45-150-PPP | 6" | 53 | 117 | 1,861 |
| 45-200-PPP | 8" | 81 | 177 | 2,777 |
| 45-250-PPP | 10" | 112 | 247 | 4,195 |
| 45-300-PPP | 12" | 187 | 411 | 5,101 |
| 45-400-PPP | 16" | 455 | 1002 | 15,989 |

less gaskets

Use FP-45-OP discount

| | |
|--|--|
| | |
|--|--|

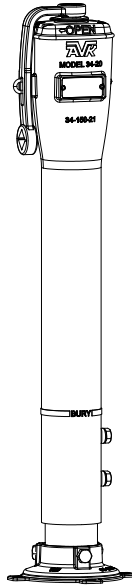
UL/FM PRODUCTS FOR FIRE PROTECTION

| Type | AVK Ref. # | Size | Weight | | List Price |
|---|---------------------------|------|--------|-----|------------|
| | | | kg | lb | |
| <p>Series 45/FFO FL X FL OS&Y Full wall ductile iron 125 lb. Flange</p> <p>to AWWA C509/C515 Flanged ends to ASME B 16.42 Class 150 OS&Y 250 PSI Size 2.5"-16"</p>  | 45-065-FFO | 2.5" | 19 | 42 | 1,145 |
| | 45-080-FFO | 3" | 25 | 56 | 1,335 |
| | 45-100-FFO | 4" | 35 | 78 | 1,527 |
| | 45-150-FFO | 6" | 54 | 118 | 1,983 |
| | 45-200-FFO | 8" | 85 | 187 | 3,029 |
| | 45-250-FFO | 10" | 152 | 335 | 4,451 |
| | 45-300-FFO | 12" | 209 | 461 | 5,795 |
| | 45-350-FFO | 14" | 305 | 673 | 20,660 |
| | 45-400-FFO | 16" | 310 | 684 | 25,600 |
| | Use UL/FM discount | | | | |
| <p>Series 45/FFOH FL X FL OS&Y Full wall ductile iron 250 lb. Flange</p> <p>to AWWA C509/C515 Flanged ends to ASME B 16.42 Class 250 OS&Y 250 PSI Size 4"-12"</p>  | 45-100-FFOH | 4" | 52 | 113 | 4,475 |
| | 45-150-FFOH | 6" | 92 | 202 | 5,025 |
| | 45-200-FFOH | 8" | 137 | 301 | 6,725 |
| | 45-250-FFOH | 10" | 182 | 400 | 10,200 |
| | 45-300-FFOH | 12" | 256 | 563 | 12,275 |
| Use UL/FM discount | | | | | |
| <p>Series 45/GFO IPS GR X FL OS&Y Ductile iron body</p> <p>Flanged ends to ASME B 16.42 Grooved ends (IPS) to AWWA C606 OS&Y 250 PSI Size 2.5"-10"</p>  | 45-065-GFO | 2.5" | 18 | 40 | 1,151 |
| | 45-080-GFO | 3" | 18 | 40 | 1,372 |
| | 45-100-GFO | 4" | 26 | 56 | 1,532 |
| | 45-150-GFO | 6" | 47 | 103 | 2,040 |
| | 45-200-GFO | 8" | 72 | 157 | 3,343 |
| | 45-250-GFO | 10" | 18 | 40 | 5,135 |
| Use UL/FM discount | | | | | |
| <p>Series 45/GGO IPS GR X GR OS&Y Ductile iron body</p> <p>Grooved ends (IPS) to AWWA C606 OS&Y 250 PSI Size 3"-8"</p>  | 45-065-GGO | 3" | 18 | 40 | 1,151 |
| | 45-080-GGO | 3" | 18 | 40 | 1,372 |
| | 45-100-GGO | 4" | 26 | 56 | 1,532 |
| | 45-150-GGO | 6" | 47 | 103 | 2,040 |
| | 45-200-GGO | 8" | 72 | 157 | 3,343 |
| | 45-250-GGO | 10" | 18 | 40 | 5,135 |
| Use UL/FM discount | | | | | |

Type

**Series 34/OX
Telescopic Indicator Post
Above ground
Up-right model**

UL listed and
FM approved



AVK Ref. #

**Weight - Poly
kg lb**

**Weight - Steel
kg lb**

**List - Poly
Price**

**List - Steel
Price**

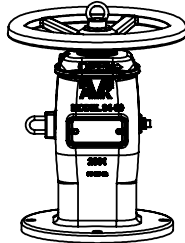
| | | | | | | | |
|-------------------|----|-----|-----|-----|-----|-------|-------|
| 34-0A (20"-43") | 6" | xxx | 156 | xxx | 180 | 1,799 | 2,210 |
| 34-0B (42"-65") | 6" | xxx | xxx | xxx | 188 | 2,077 | 2,900 |
| 34-0C (64"-87") | 6" | xxx | xxx | xxx | 219 | 2,243 | 3,230 |
| 34-0D (86"-109") | 6" | xxx | xxx | xxx | 258 | 2,443 | 3,530 |
| 34-0E (104"-127") | 6" | xxx | xxx | xxx | xxx | 2,643 | 3,830 |
| 34-0F (126"-149") | 6" | xxx | xxx | xxx | 336 | 2,843 | 4,130 |

Refer to Datasheet for A,B,C,D,E,F minimum-maximum lengths for each valve size

Type

**Series 34/8X
Indicator post
Wall model**

UL listed and
FM approved



AVK Ref. #

Size

**Weight
kg lb**

**List
Price**

| AVK Ref. # | Size | Weight | | List Price |
|------------|-------------|--------|----|------------|
| | | kg | lb | |
| | Stem Length | | | |
| | In. | | | |
| 34-130-8X | 30" | 31.5 | 69 | 1,793 |
| 34-150-8X | 50" | 34.0 | 75 | 1,883 |

Contact Customer Service for custom stem length

SERIES 764 – ECCENTRIC

PLUG VALVE

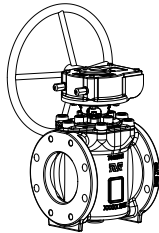
UL/FM PRODUCTS FOR FIRE PROTECTION ACRONYMS :

ANSI - American National Standards Institute
ASME - American Society of Mechanical Engineers
AWWA - American Water Works Association
DIPS - Ductile Iron Pipe Size
EPDM - Ethylene Propylene Diene Monomer
FL - Flange
FM - Factory Mutual
GR - Grooved
HDPE - High Density Polyethylene
IPS - Iron Pipe Size
MJ - Mechanical Joint

NBR - Nitrile Butyl Rubber
NRS - Non Rising Stem
NPT - National Pipe Thread
OS&Y - Outside Screw/Stem & Yoke
PE - Polyethylene
PIV - Post Indicator Valve
PO - Push - On
PUR - Polyurethane
SS - Stainless Steel
UL - Underwriters Laboratories

AWWA C517, ECCENTRIC PLUG VALVES

| Type | AVK Ref. # | Size | Weight | | List Price |
|---|--------------|------|--------|-----|------------|
| | | | kg | lb | |
| Series 764/FFGB ECCENTRIC PLUG VALVE WITH GEARBOX FL X FL To AWWA C517 Flanged end to ANSI B 16.1 Class 125 Ductile iron 250 PSI Size 2½"-12" | | | | | |
| | 764-065-FFGB | 2.5" | 26 | 56 | 1,360 |
| | 764-080-FFGB | 3" | 32 | 69 | 1,770 |
| | 764-100-FFGB | 4" | 39 | 86 | 1,974 |
| | 764-150-FFGB | 6" | 62 | 135 | 2,716 |
| | 764-200-FFGB | 8" | 102 | 223 | 3,772 |
| | 764-250-FFGB | 10" | 173 | 380 | 5,268 |
| | 764-300-FFGB | 12" | 224 | 494 | 6,864 |



AVK Series 766, Double Eccentric Butterfly Valve Class Code/ Ref. # / Breakdown

| 766 - Series No. | XXXX - Size | XX - Flange Configuration | XX - Actuation | X - Opening Direction | X - Testing Pressure | X - Test Direction |
|------------------|--|---------------------------|---|---|----------------------------|----------------------------------|
| | 0600 - 24" 0750 - 30" 0900 - 36" 1050 - 42" 1200 - 48" | FF - FLxFL MM - MJxMJ | AG - Above Ground BG - Below Ground BS - Bare Shaft | L - Open Left R - Open Right B - Both * | L - 150 PSI H - 250 PSI | 1 - Single 2 - Bi-directional |

* - Only on bare stem valves

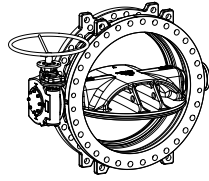
SERIES 766, DOUBLE ECCENTRIC BUTTERFLY VALVE ACRONYMS :

- ANSI - American National Standards Institute
- ASME - American Society of Mechanical Engineers
- AWWA - American Water Works Association
- DI - Ductile Iron
- EPDM - Ethylene Propylene Diene Monomer
- FL - Flange
- MJ - Mechanical Joint
- WAF - Wafer
- FF - Flange x Flange
- MF - Mechanical Joint x Flange
- WW - Wafer

Type

**Series766/FF/RGB-1
DOUBLE ECCENTRIC
BUTTERFLY VALVE
To AWWA C504**

Flanged end to ANSI B 16.1
Class 125
Ductile iron
250 PSI
Size 24"-48"



AVK Ref. #

Size

**Weight
kg lb**

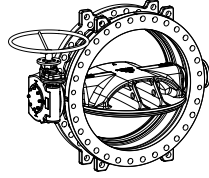
**List
Price**

| | | | | |
|-------------------|-----|------|------|--------|
| 766-0600-FF-RGB-H | 24" | 425 | 936 | 11,808 |
| 766-0750-FF-RGB-H | 30" | 764 | 1684 | 20,280 |
| 766-0900-FF-RGB-H | 36" | 1130 | 2490 | 24,600 |
| 766-1050-FF-RGB-H | 42" | 1685 | 3715 | 38,100 |
| 766-1200-FF-RGB-H | 48" | 2282 | 5029 | 49,140 |

Specify above ground, or below ground intallation when ordering

**Series766/FF/RGB-2
DOUBLE ECCENTRIC
BUTTERFLY VALVE
To AWWA C504**

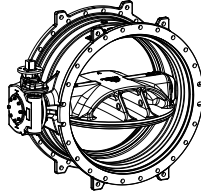
Flanged end to ANSI B 16.1
Class 125
Ductile iron
250 PSI
Size 24"-48"
Bi-Directional Testing



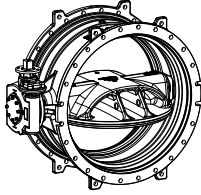
| | | | | |
|--------------------|-----|------|------|--------|
| 766-0600-FF-RGB-H2 | 24" | 425 | 936 | 12,989 |
| 766-0750-FF-RGB-H2 | 30" | 764 | 1684 | 22,308 |
| 766-0900-FF-RGB-H2 | 36" | 1130 | 2490 | 27,060 |
| 766-1050-FF-RGB-H2 | 42" | 1685 | 3715 | 41,910 |
| 766-1200-FF-RGB-H2 | 48" | 2282 | 5029 | 54,054 |

Specify above ground, or below ground intallation when ordering

| Type | AVK Ref. # | Size | Weight | | List Price |
|---|-------------------|------|--------|------|------------|
| | | | kg | lb | |
| Series766/MM/RGB-2 DOUBLE ECCENTRIC BUTTERFLY VALVE To AWWA C504 Mechanical Joint ends Ductile iron 250 PSI Size 24"-48" Bi-Directional Testing | | | | | |
| | 766-0600-MM-RGB-H | 24" | 429 | 944 | 11,808 |
| | 766-0750-MM-RGB-H | 30" | 756 | 1667 | 20,280 |
| | 766-0900-MM-RGB-H | 36" | 1160 | 2557 | 24,600 |
| | 766-1050-MM-RGB-H | 42" | 1720 | 3790 | 38,100 |
| | 766-1200-MM-RGB-H | 48" | 2309 | 5111 | 49,140 |
| Specify above ground, or below ground installation when ordering | | | | | |



| | | | | | |
|---|--------------------|-----|------|------|--------|
| Series766/MM/RGB-2 DOUBLE ECCENTRIC BUTTERFLY VALVE To AWWA C504 Mechanical Joint ends Ductile iron 250 PSI Size 24"-48" Bi-Directional Testing | | | | | |
| | 766-0600-MM-RGB-H2 | 24" | 429 | 944 | 12,989 |
| | 766-0750-MM-RGB-H2 | 30" | 756 | 1667 | 22,308 |
| | 766-0900-MM-RGB-H2 | 36" | 1160 | 2557 | 27,060 |
| | 766-1050-MM-RGB-H2 | 42" | 1720 | 3790 | 41,910 |
| | 766-1200-MM-RGB-H2 | 48" | 2309 | 5111 | 54,054 |
| Specify above ground, or below ground installation when ordering | | | | | |



AWWA C504, DOUBLE ECCENTRIC, RESILIENT SEATED BUTTERFLY VALVES

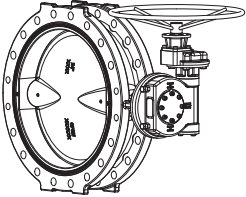
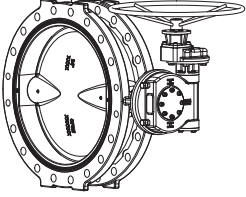
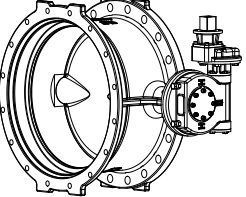
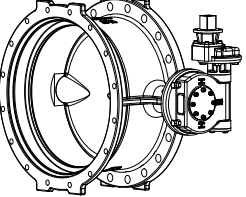
AVK Series 816, Concentric Butterfly Valve Class Code/ Ref. # / Breakdown

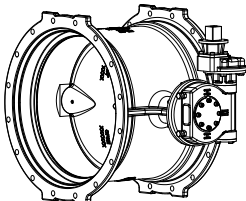
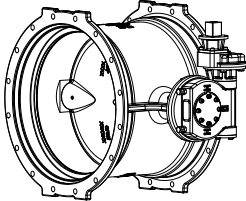
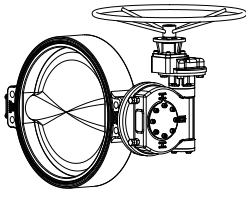
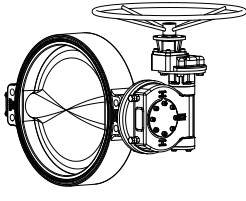
| 816 - Series No. | XXXX - Size | XX - Flange Configuration | XX - Actuation | X - Opening Direction | X - Testing Pressure | X - Test Direction |
|------------------|-------------|---------------------------|-------------------------|-----------------------|----------------------|--------------------|
| | 0080 - 3" | FF - FLxFL | AG - Above Ground | L - Open Left | L - 150 PSI | 1 - Single |
| | 0100 - 4" | MF - MJxFL | BG - Below Ground | R - Open Right | H - 250 PSI | 2 - Bi-directional |
| | 0150 - 6" | MM - MJxMJ | LV - Above Ground/Lever | B - Both * | | |
| | 0200 - 8" | WW - WAFER | BS - Bare Shaft | | | |
| | 0250 - 10" | | | | | |
| | 0300 - 12" | | | | | |
| | 0350 - 14" | | | | | |
| | 0400 - 16" | | | | | |
| | 0450 - 18" | | | | | |
| | 0500 - 20" | | | | | |
| | 0600 - 24" | | | | | |

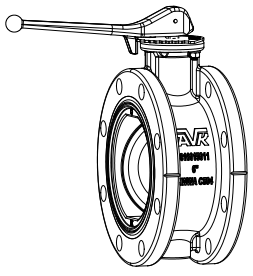
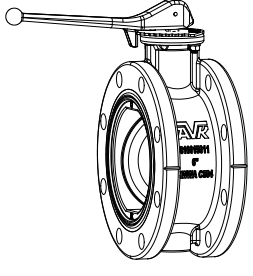
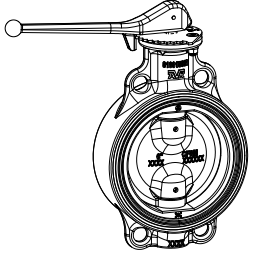
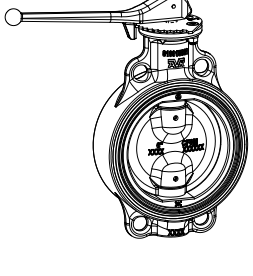
* - Only on bare stem valves

SERIES 816, CONCENTRIC BUTTERFLY VALVE ACRONYMS :

- ANSI - American National Standards Institute
- ASME - American Society of Mechanical Engineers
- AWWA - American Water Works Association
- DI - Ductile Iron
- EPDM - Ethylene Propylene Diene Monomer
- FL - Flange
- MJ - Mechanical Joint
- WAF - Wafer
- FF - Flange x Flange
- MF - Mechanical Joint x Flange
- WW - Wafer

| Type | AVK Ref. # | Size | Weight | | List Price |
|---|---|------|--------|--------|------------|
| | | | kg | lb | |
| Series 816 FLxFL Rotork Gearbox Ductile Iron To AWWA C504 Concentric butterfly valve, Vulcanized rubber liner, Flanged ends to ASME B 16.42, class 150 250 PSI Single direction testing Size 3"-24" | | | | | |
| |  | | | | |
| | 816-080FFRGB-H1 | 3" | 21 | 45 | 998 |
| | 816-100FFRGB-H1 | 4" | 26 | 57 | 1,110 |
| | 816-150FFRGB-H1 | 6" | 33 | 72 | 1,140 |
| | 816-200FFRGB-H1 | 8" | 53 | 116 | 1,460 |
| | 816-250FFRGB-H1 | 10" | 73 | 159 | 2,015 |
| | 816-300FFRGB-H1 | 12" | 95 | 209 | 2,410 |
| | 816-350FFRGB-H1 | 14" | 120 | 264 | 3,950 |
| | 816-400FFRGB-H1 | 16" | 157 | 346 | 4,690 |
| | 816-450FFRGB-H1 | 18" | 220 | 484 | 5,270 |
| | 816-500FFRGB-H1 | 20" | 259 | 569 | 7,090 |
| | 816-600FFRGB-H1 | 24" | 357 | 787 | 9,840 |
| Specify above ground, or below ground installation when ordering | | | | | |
| Series 816 FLxFL Rotork Gearbox Ductile Iron To AWWA C504 Concentric butterfly valve, Vulcanized rubber liner, Flanged ends to ASME B 16.42, class 150 250 PSI Bi-directional testing Size 3"-24" | | | | | |
| |  | | | | |
| | 816-080FFRGB-H2 | 3" | 21 | 45 | 1,198 |
| | 816-100FFRGB-H2 | 4" | 26 | 57 | 1,332 |
| | 816-150FFRGB-H2 | 6" | 33 | 72 | 1,368 |
| | 816-200FFRGB-H2 | 8" | 53 | 116 | 1,752 |
| | 816-250FFRGB-H2 | 10" | 73 | 159 | 2,418 |
| | 816-300FFRGB-H2 | 12" | 95 | 209 | 2,892 |
| | 816-350FFRGB-H2 | 14" | 120 | 264 | 4,740 |
| | 816-400FFRGB-H2 | 16" | 157 | 346 | 5,628 |
| | 816-450FFRGB-H2 | 18" | 220 | 484 | 6,324 |
| | 816-500FFRGB-H2 | 20" | 259 | 569 | 8,508 |
| | 816-600FFRGB-H2 | 24" | 357 | 787 | 11,808 |
| Specify above ground, or below ground installation when ordering | | | | | |
| Series 816 MJxFL Rotork Gearbox Ductile Iron To AWWA C504 Concentric butterfly valve, Vulcanized rubber liner, Flanged ends to ASME B 16.42, class 150 250 PSI Single direction testing Size 6"-24" | | | | | |
| |  | | | | |
| | 816-150MFRGB-H1 | 6" | 34 | 73 | 1,140 |
| | 816-200MFRGB-H1 | 8" | 53 | 115 | 1,460 |
| | 816-250MFRGB-H1 | 10" | 73 | 160 | 2,015 |
| | 816-300MFRGB-H1 | 12" | 91 | 200 | 2,410 |
| | 816-350MFRGB-H1 | 14" | 122 | 296 | 3,950 |
| | 816-400MFRGB-H1 | 16" | 164 | 360 | 4,690 |
| | 816-450MFRGB-H1 | 18" | 232 | 511 | 5,270 |
| | 816-500MFRGB-H1 | 20" | 273 | 601 | 7,090 |
| 816-600MFRGB-H1 | 24" | 379 | 835 | 9,840 | |
| Specify above ground, or below ground installation when ordering | | | | | |
| Series 816 MJxFL Rotork Gearbox Ductile Iron To AWWA C504 Concentric butterfly valve, Vulcanized rubber liner, Flanged ends to ASME B 16.42, class 150 250 PSI Bi-directional testing Size 6"-24" | | | | | |
| |  | | | | |
| | 816-150MFRGB-H2 | 6" | 34 | 73 | 1,368 |
| | 816-200MFRGB-H2 | 8" | 53 | 115 | 1,752 |
| | 816-250MFRGB-H2 | 10" | 73 | 160 | 2,418 |
| | 816-300MFRGB-H2 | 12" | 91 | 200 | 2,892 |
| | 816-350MFRGB-H2 | 14" | 122 | 296 | 4,740 |
| | 816-400MFRGB-H2 | 16" | 164 | 360 | 5,628 |
| | 816-450MFRGB-H2 | 18" | 232 | 511 | 6,324 |
| | 816-500MFRGB-H2 | 20" | 273 | 601 | 8,508 |
| 816-600MFRGB-H2 | 24" | 379 | 835 | 11,808 | |
| Specify above ground, or below ground installation when ordering | | | | | |

| <p>Type</p> <p>Series 816 MJxMJ Rotork Gearbox Ductile Iron</p> <p>To AWWA C504 Concentric butterfly valve, Vulcanized rubber liner,</p> <p>250 PSI Single direction testing Size 4"-24"</p>  | <table border="1"> <thead> <tr> <th data-bbox="609 100 885 210">AVK Ref. #</th> <th data-bbox="885 100 1112 210">Size</th> <th colspan="2" data-bbox="1112 100 1437 210">Weight</th> <th data-bbox="1437 100 1518 210">List Price</th> </tr> <tr> <td></td> <td></td> <th data-bbox="1112 178 1161 210">kg</th> <th data-bbox="1161 178 1209 210">lb</th> <td></td> </tr> </thead> <tbody> <tr><td>816-100MMRGB-H1</td><td>4"</td><td>24</td><td>53</td><td>1,110</td></tr> <tr><td>816-150MMRGB-H1</td><td>6"</td><td>33</td><td>73</td><td>1,140</td></tr> <tr><td>816-200MMRGB-H1</td><td>8"</td><td>50</td><td>110</td><td>1,460</td></tr> <tr><td>816-250MMRGB-H1</td><td>10"</td><td>67</td><td>148</td><td>2,015</td></tr> <tr><td>816-300MMRGB-H1</td><td>12"</td><td>82</td><td>179</td><td>2,410</td></tr> <tr><td>816-350MMRGB-H1</td><td>14"</td><td>119</td><td>261</td><td>3,950</td></tr> <tr><td>816-400MMRGB-H1</td><td>16"</td><td>162</td><td>357</td><td>4,690</td></tr> <tr><td>816-450MMRGB-H1</td><td>18"</td><td>240</td><td>528</td><td>5,270</td></tr> <tr><td>816-500MMRGB-H1</td><td>20"</td><td>283</td><td>624</td><td>7,090</td></tr> <tr><td>816-600MMRGB-H1</td><td>24"</td><td>395</td><td>870</td><td>9,840</td></tr> </tbody> </table> <p>Specify above ground, or below ground installation when ordering</p> | AVK Ref. # | Size | Weight | | List Price | | | kg | lb | | 816-100MMRGB-H1 | 4" | 24 | 53 | 1,110 | 816-150MMRGB-H1 | 6" | 33 | 73 | 1,140 | 816-200MMRGB-H1 | 8" | 50 | 110 | 1,460 | 816-250MMRGB-H1 | 10" | 67 | 148 | 2,015 | 816-300MMRGB-H1 | 12" | 82 | 179 | 2,410 | 816-350MMRGB-H1 | 14" | 119 | 261 | 3,950 | 816-400MMRGB-H1 | 16" | 162 | 357 | 4,690 | 816-450MMRGB-H1 | 18" | 240 | 528 | 5,270 | 816-500MMRGB-H1 | 20" | 283 | 624 | 7,090 | 816-600MMRGB-H1 | 24" | 395 | 870 | 9,840 |
|--|--|-----------------|------|------------|----|------------|-----------------|----|----|----|-------|-----------------|----|----|-----|-------|-----------------|-----|----|-----|-------|-----------------|-----|----|-----|-------|-----------------|-----|-----|-----|-------|-----------------|-----|-----|-----|-------|-----------------|-----|-----|-----|-------|-----------------|-----|-----|-----|-------|-----------------|-----|-----|-----|--------|-----------------|-----|-----|-----|-------|-----------------|-----|-----|-----|-------|
| AVK Ref. # | Size | Weight | | List Price | | | | | | | | | | | | | | | | | | | | | | | | | | | | | | | | | | | | | | | | | | | | | | | | | | | | | | | | | |
| | | kg | lb | | | | | | | | | | | | | | | | | | | | | | | | | | | | | | | | | | | | | | | | | | | | | | | | | | | | | | | | | | |
| 816-100MMRGB-H1 | 4" | 24 | 53 | 1,110 | | | | | | | | | | | | | | | | | | | | | | | | | | | | | | | | | | | | | | | | | | | | | | | | | | | | | | | | | |
| 816-150MMRGB-H1 | 6" | 33 | 73 | 1,140 | | | | | | | | | | | | | | | | | | | | | | | | | | | | | | | | | | | | | | | | | | | | | | | | | | | | | | | | | |
| 816-200MMRGB-H1 | 8" | 50 | 110 | 1,460 | | | | | | | | | | | | | | | | | | | | | | | | | | | | | | | | | | | | | | | | | | | | | | | | | | | | | | | | | |
| 816-250MMRGB-H1 | 10" | 67 | 148 | 2,015 | | | | | | | | | | | | | | | | | | | | | | | | | | | | | | | | | | | | | | | | | | | | | | | | | | | | | | | | | |
| 816-300MMRGB-H1 | 12" | 82 | 179 | 2,410 | | | | | | | | | | | | | | | | | | | | | | | | | | | | | | | | | | | | | | | | | | | | | | | | | | | | | | | | | |
| 816-350MMRGB-H1 | 14" | 119 | 261 | 3,950 | | | | | | | | | | | | | | | | | | | | | | | | | | | | | | | | | | | | | | | | | | | | | | | | | | | | | | | | | |
| 816-400MMRGB-H1 | 16" | 162 | 357 | 4,690 | | | | | | | | | | | | | | | | | | | | | | | | | | | | | | | | | | | | | | | | | | | | | | | | | | | | | | | | | |
| 816-450MMRGB-H1 | 18" | 240 | 528 | 5,270 | | | | | | | | | | | | | | | | | | | | | | | | | | | | | | | | | | | | | | | | | | | | | | | | | | | | | | | | | |
| 816-500MMRGB-H1 | 20" | 283 | 624 | 7,090 | | | | | | | | | | | | | | | | | | | | | | | | | | | | | | | | | | | | | | | | | | | | | | | | | | | | | | | | | |
| 816-600MMRGB-H1 | 24" | 395 | 870 | 9,840 | | | | | | | | | | | | | | | | | | | | | | | | | | | | | | | | | | | | | | | | | | | | | | | | | | | | | | | | | |
| <p>Series 816 MJxMJ Rotork Gearbox Ductile Iron</p> <p>To AWWA C504 Concentric butterfly valve, Vulcanized rubber liner,</p> <p>250 PSI Bi-directional testing Size 4"-24"</p>  | <table border="1"> <tbody> <tr><td>816-100MMRGB-H2</td><td>4"</td><td>24</td><td>53</td><td>1,332</td></tr> <tr><td>816-150MMRGB-H2</td><td>6"</td><td>33</td><td>73</td><td>1,368</td></tr> <tr><td>816-200MMRGB-H2</td><td>8"</td><td>50</td><td>110</td><td>1,752</td></tr> <tr><td>816-250MMRGB-H2</td><td>10"</td><td>67</td><td>148</td><td>2,418</td></tr> <tr><td>816-300MMRGB-H2</td><td>12"</td><td>82</td><td>179</td><td>2,892</td></tr> <tr><td>816-350MMRGB-H2</td><td>14"</td><td>119</td><td>261</td><td>4,740</td></tr> <tr><td>816-400MMRGB-H2</td><td>16"</td><td>162</td><td>357</td><td>5,628</td></tr> <tr><td>816-450MMRGB-H2</td><td>18"</td><td>240</td><td>528</td><td>6,324</td></tr> <tr><td>816-500MMRGB-H2</td><td>20"</td><td>283</td><td>624</td><td>8,508</td></tr> <tr><td>816-600MMRGB-H2</td><td>24"</td><td>395</td><td>870</td><td>11,808</td></tr> </tbody> </table> <p>Specify above ground, or below ground installation when ordering</p> | 816-100MMRGB-H2 | 4" | 24 | 53 | 1,332 | 816-150MMRGB-H2 | 6" | 33 | 73 | 1,368 | 816-200MMRGB-H2 | 8" | 50 | 110 | 1,752 | 816-250MMRGB-H2 | 10" | 67 | 148 | 2,418 | 816-300MMRGB-H2 | 12" | 82 | 179 | 2,892 | 816-350MMRGB-H2 | 14" | 119 | 261 | 4,740 | 816-400MMRGB-H2 | 16" | 162 | 357 | 5,628 | 816-450MMRGB-H2 | 18" | 240 | 528 | 6,324 | 816-500MMRGB-H2 | 20" | 283 | 624 | 8,508 | 816-600MMRGB-H2 | 24" | 395 | 870 | 11,808 | | | | | | | | | | |
| 816-100MMRGB-H2 | 4" | 24 | 53 | 1,332 | | | | | | | | | | | | | | | | | | | | | | | | | | | | | | | | | | | | | | | | | | | | | | | | | | | | | | | | | |
| 816-150MMRGB-H2 | 6" | 33 | 73 | 1,368 | | | | | | | | | | | | | | | | | | | | | | | | | | | | | | | | | | | | | | | | | | | | | | | | | | | | | | | | | |
| 816-200MMRGB-H2 | 8" | 50 | 110 | 1,752 | | | | | | | | | | | | | | | | | | | | | | | | | | | | | | | | | | | | | | | | | | | | | | | | | | | | | | | | | |
| 816-250MMRGB-H2 | 10" | 67 | 148 | 2,418 | | | | | | | | | | | | | | | | | | | | | | | | | | | | | | | | | | | | | | | | | | | | | | | | | | | | | | | | | |
| 816-300MMRGB-H2 | 12" | 82 | 179 | 2,892 | | | | | | | | | | | | | | | | | | | | | | | | | | | | | | | | | | | | | | | | | | | | | | | | | | | | | | | | | |
| 816-350MMRGB-H2 | 14" | 119 | 261 | 4,740 | | | | | | | | | | | | | | | | | | | | | | | | | | | | | | | | | | | | | | | | | | | | | | | | | | | | | | | | | |
| 816-400MMRGB-H2 | 16" | 162 | 357 | 5,628 | | | | | | | | | | | | | | | | | | | | | | | | | | | | | | | | | | | | | | | | | | | | | | | | | | | | | | | | | |
| 816-450MMRGB-H2 | 18" | 240 | 528 | 6,324 | | | | | | | | | | | | | | | | | | | | | | | | | | | | | | | | | | | | | | | | | | | | | | | | | | | | | | | | | |
| 816-500MMRGB-H2 | 20" | 283 | 624 | 8,508 | | | | | | | | | | | | | | | | | | | | | | | | | | | | | | | | | | | | | | | | | | | | | | | | | | | | | | | | | |
| 816-600MMRGB-H2 | 24" | 395 | 870 | 11,808 | | | | | | | | | | | | | | | | | | | | | | | | | | | | | | | | | | | | | | | | | | | | | | | | | | | | | | | | | |
| <p>Series 816 Wafer Rotork Gearbox Ductile Iron</p> <p>To AWWA C504 Concentric butterfly valve, Vulcanized rubber liner,</p> <p>250 PSI Single direction testing Size 3"-20"</p>  | <table border="1"> <tbody> <tr><td>816-080WWRGB-H1</td><td>3"</td><td>15</td><td>32</td><td>1,120</td></tr> <tr><td>816-100WWRGB-H1</td><td>4"</td><td>18</td><td>38</td><td>1,320</td></tr> <tr><td>816-150WWRGB-H1</td><td>6"</td><td>23</td><td>49</td><td>1,360</td></tr> <tr><td>816-200WWRGB-H1</td><td>8"</td><td>34</td><td>75</td><td>1,670</td></tr> <tr><td>816-250WWRGB-H1</td><td>10"</td><td>46</td><td>101</td><td>2,220</td></tr> <tr><td>816-300WWRGB-H1</td><td>12"</td><td>52</td><td>114</td><td>2,620</td></tr> <tr><td>816-350WWRGB-H1</td><td>14"</td><td>72</td><td>157</td><td>4,150</td></tr> <tr><td>816-400WWRGB-H1</td><td>16"</td><td>101</td><td>222</td><td>4,900</td></tr> <tr><td>816-450WWRGB-H1</td><td>18"</td><td>155</td><td>341</td><td>5,475</td></tr> <tr><td>816-500WWRGB-H1</td><td>20"</td><td>188</td><td>413</td><td>7,925</td></tr> </tbody> </table> <p>Specify above ground, or below ground installation when ordering</p> | 816-080WWRGB-H1 | 3" | 15 | 32 | 1,120 | 816-100WWRGB-H1 | 4" | 18 | 38 | 1,320 | 816-150WWRGB-H1 | 6" | 23 | 49 | 1,360 | 816-200WWRGB-H1 | 8" | 34 | 75 | 1,670 | 816-250WWRGB-H1 | 10" | 46 | 101 | 2,220 | 816-300WWRGB-H1 | 12" | 52 | 114 | 2,620 | 816-350WWRGB-H1 | 14" | 72 | 157 | 4,150 | 816-400WWRGB-H1 | 16" | 101 | 222 | 4,900 | 816-450WWRGB-H1 | 18" | 155 | 341 | 5,475 | 816-500WWRGB-H1 | 20" | 188 | 413 | 7,925 | | | | | | | | | | |
| 816-080WWRGB-H1 | 3" | 15 | 32 | 1,120 | | | | | | | | | | | | | | | | | | | | | | | | | | | | | | | | | | | | | | | | | | | | | | | | | | | | | | | | | |
| 816-100WWRGB-H1 | 4" | 18 | 38 | 1,320 | | | | | | | | | | | | | | | | | | | | | | | | | | | | | | | | | | | | | | | | | | | | | | | | | | | | | | | | | |
| 816-150WWRGB-H1 | 6" | 23 | 49 | 1,360 | | | | | | | | | | | | | | | | | | | | | | | | | | | | | | | | | | | | | | | | | | | | | | | | | | | | | | | | | |
| 816-200WWRGB-H1 | 8" | 34 | 75 | 1,670 | | | | | | | | | | | | | | | | | | | | | | | | | | | | | | | | | | | | | | | | | | | | | | | | | | | | | | | | | |
| 816-250WWRGB-H1 | 10" | 46 | 101 | 2,220 | | | | | | | | | | | | | | | | | | | | | | | | | | | | | | | | | | | | | | | | | | | | | | | | | | | | | | | | | |
| 816-300WWRGB-H1 | 12" | 52 | 114 | 2,620 | | | | | | | | | | | | | | | | | | | | | | | | | | | | | | | | | | | | | | | | | | | | | | | | | | | | | | | | | |
| 816-350WWRGB-H1 | 14" | 72 | 157 | 4,150 | | | | | | | | | | | | | | | | | | | | | | | | | | | | | | | | | | | | | | | | | | | | | | | | | | | | | | | | | |
| 816-400WWRGB-H1 | 16" | 101 | 222 | 4,900 | | | | | | | | | | | | | | | | | | | | | | | | | | | | | | | | | | | | | | | | | | | | | | | | | | | | | | | | | |
| 816-450WWRGB-H1 | 18" | 155 | 341 | 5,475 | | | | | | | | | | | | | | | | | | | | | | | | | | | | | | | | | | | | | | | | | | | | | | | | | | | | | | | | | |
| 816-500WWRGB-H1 | 20" | 188 | 413 | 7,925 | | | | | | | | | | | | | | | | | | | | | | | | | | | | | | | | | | | | | | | | | | | | | | | | | | | | | | | | | |
| <p>Series 816 Wafer Rotork Gearbox Ductile Iron</p> <p>To AWWA C504 Concentric butterfly valve, Vulcanized rubber liner,</p> <p>250 PSI Bi-directional testing Size 3"-20"</p>  | <table border="1"> <tbody> <tr><td>816-080WWRGB-H2</td><td>3"</td><td>15</td><td>32</td><td>1,110</td></tr> <tr><td>816-100WWRGB-H2</td><td>4"</td><td>18</td><td>38</td><td>1,110</td></tr> <tr><td>816-150WWRGB-H2</td><td>6"</td><td>23</td><td>49</td><td>2,052</td></tr> <tr><td>816-200WWRGB-H2</td><td>8"</td><td>34</td><td>75</td><td>2,628</td></tr> <tr><td>816-250WWRGB-H2</td><td>10"</td><td>46</td><td>101</td><td>3,627</td></tr> <tr><td>816-300WWRGB-H2</td><td>12"</td><td>52</td><td>114</td><td>4,338</td></tr> <tr><td>816-350WWRGB-H2</td><td>14"</td><td>72</td><td>157</td><td>7,110</td></tr> <tr><td>816-400WWRGB-H2</td><td>16"</td><td>101</td><td>222</td><td>8,442</td></tr> <tr><td>816-450WWRGB-H2</td><td>18"</td><td>155</td><td>341</td><td>9,486</td></tr> <tr><td>816-500WWRGB-H2</td><td>20"</td><td>188</td><td>413</td><td>12,762</td></tr> </tbody> </table> <p>Specify above ground, or below ground installation when ordering</p> | 816-080WWRGB-H2 | 3" | 15 | 32 | 1,110 | 816-100WWRGB-H2 | 4" | 18 | 38 | 1,110 | 816-150WWRGB-H2 | 6" | 23 | 49 | 2,052 | 816-200WWRGB-H2 | 8" | 34 | 75 | 2,628 | 816-250WWRGB-H2 | 10" | 46 | 101 | 3,627 | 816-300WWRGB-H2 | 12" | 52 | 114 | 4,338 | 816-350WWRGB-H2 | 14" | 72 | 157 | 7,110 | 816-400WWRGB-H2 | 16" | 101 | 222 | 8,442 | 816-450WWRGB-H2 | 18" | 155 | 341 | 9,486 | 816-500WWRGB-H2 | 20" | 188 | 413 | 12,762 | | | | | | | | | | |
| 816-080WWRGB-H2 | 3" | 15 | 32 | 1,110 | | | | | | | | | | | | | | | | | | | | | | | | | | | | | | | | | | | | | | | | | | | | | | | | | | | | | | | | | |
| 816-100WWRGB-H2 | 4" | 18 | 38 | 1,110 | | | | | | | | | | | | | | | | | | | | | | | | | | | | | | | | | | | | | | | | | | | | | | | | | | | | | | | | | |
| 816-150WWRGB-H2 | 6" | 23 | 49 | 2,052 | | | | | | | | | | | | | | | | | | | | | | | | | | | | | | | | | | | | | | | | | | | | | | | | | | | | | | | | | |
| 816-200WWRGB-H2 | 8" | 34 | 75 | 2,628 | | | | | | | | | | | | | | | | | | | | | | | | | | | | | | | | | | | | | | | | | | | | | | | | | | | | | | | | | |
| 816-250WWRGB-H2 | 10" | 46 | 101 | 3,627 | | | | | | | | | | | | | | | | | | | | | | | | | | | | | | | | | | | | | | | | | | | | | | | | | | | | | | | | | |
| 816-300WWRGB-H2 | 12" | 52 | 114 | 4,338 | | | | | | | | | | | | | | | | | | | | | | | | | | | | | | | | | | | | | | | | | | | | | | | | | | | | | | | | | |
| 816-350WWRGB-H2 | 14" | 72 | 157 | 7,110 | | | | | | | | | | | | | | | | | | | | | | | | | | | | | | | | | | | | | | | | | | | | | | | | | | | | | | | | | |
| 816-400WWRGB-H2 | 16" | 101 | 222 | 8,442 | | | | | | | | | | | | | | | | | | | | | | | | | | | | | | | | | | | | | | | | | | | | | | | | | | | | | | | | | |
| 816-450WWRGB-H2 | 18" | 155 | 341 | 9,486 | | | | | | | | | | | | | | | | | | | | | | | | | | | | | | | | | | | | | | | | | | | | | | | | | | | | | | | | | |
| 816-500WWRGB-H2 | 20" | 188 | 413 | 12,762 | | | | | | | | | | | | | | | | | | | | | | | | | | | | | | | | | | | | | | | | | | | | | | | | | | | | | | | | | |

| Type | AVK Ref. # | Size | Weight | | List Price | |
|--|---|----------------|--------|----|------------|-------|
| | | | kg | lb | | |
| Series 816 FLxFL Above Ground Lever Operated Ductile Iron To AWWA C504 Concentric butterfly valve, Vulcanized rubber liner, 150 PSI Single direction testing Size 3"-8" |  | 816-080FFLV-L1 | 3" | 11 | 24 | 1,110 |
| | | 816-100FFLV-L1 | 4" | 16 | 35 | 1,110 |
| | | 816-150FFLV-L1 | 6" | 23 | 50 | 1,140 |
| | | 816-200FFLV-L1 | 8" | 38 | 83 | 1,460 |
| | | | | | | |
| Series 816 FLxFL Above Ground Lever Operated Ductile Iron To AWWA C504 Concentric butterfly valve, Vulcanized rubber liner, 150 PSI Bi-directional testing Size 3"-8" |  | 816-080FFLV-L2 | 3" | 11 | 24 | 1,110 |
| | | 816-100FFLV-L2 | 4" | 16 | 35 | 1,110 |
| | | 816-150FFLV-L2 | 6" | 23 | 50 | 1,368 |
| | | 816-200FFLV-L2 | 8" | 38 | 83 | 1,752 |
| | | | | | | |
| Series 816 Wafer Above Ground Lever Operated Ductile Iron To AWWA C504 Concentric butterfly valve, Vulcanized rubber liner, 150 PSI Single direction testing Size 3"-8" |  | 816-080WWLV-L1 | 3" | 5 | 10 | 840 |
| | | 816-100WWLV-L1 | 4" | 8 | 16 | 990 |
| | | 816-150WWLV-L1 | 6" | 13 | 27 | 1,020 |
| | | 816-200WWLV-L1 | 8" | 18 | 40 | 1,253 |
| | | | | | | |
| Series 816 Wafer Above Ground Lever Operated Ductile Iron To AWWA C504 Concentric butterfly valve, Vulcanized rubber liner, 150 PSI Bi-directional testing Size 3"-8" |  | 816-080WWLV-L2 | 3" | 5 | 10 | 1,110 |
| | | 816-100WWLV-L2 | 4" | 8 | 16 | 1,110 |
| | | 816-150WWLV-L2 | 6" | 13 | 27 | 2,052 |
| | | 816-200WWLV-L2 | 8" | 18 | 40 | 2,628 |
| | | | | | | |

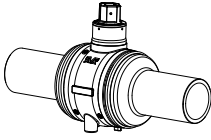
HDPE

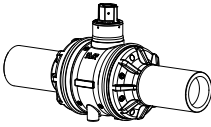
FUSIBLE VALVES

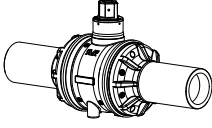
HDPE FUSIBLE VALVES

HDPE FUSIBLE VALVE ACRONYMS :

- ANSI - American National Standards Institute**
- ASME - American Society of Mechanical Engineers**
- BALL - Ball Valve**
- BFV - Butterfly Valve**
- CKV - Check Valve**
- DCV - Dual Containment Valve**
- DIPS - Ductile Iron Pipe Size**
- EPDM - Ethylene Propylene Diene Monomer**
- HDPE - High Density Polyethylene**
- IPS - Iron Pipe Size**
- NBR - Nitrile Butyl Rubber**
- PE - Polyethylene**
- SDR - Standard Dimension Ratio**
- SS - Stainless Steel**

| Type | AVK Ref. # | Size | Weight | | List Price SDR 11 | |
|---|---|------------------|--------|----|----------------------|----|
| | | | kg | lb | | |
| Series 85/BALL/PEBV/DR11 Universal HDPE Fusible End Ball Valve SDR 11 IPS (Standard) PE 100 HDPE Ball NBR Seat Size 3/4"-6" |  | 85-020-PEBV-DR11 | 0.75" | 1 | 2 | 85 |
| | 85-025-PEBV-DR11 | 1" | 1 | 2 | 85 | |
| | 85-040-PEBV-DR11 | 1.5" | 2 | 4 | 150 | |
| | 85-050-PEBV-DR11 | 2" | 3 | 6 | 168 | |
| | 85-080-PEBV-DR11 | 3" | 6 | 14 | 346 | |
| | 85-100-PEBV-DR11 | 4" | 9 | 20 | 445 | |
| | 85-150-PEBV-DR11 | 6" | 21 | 45 | 1,220 | |

| Type | AVK Ref. # | Size | Weight | | List Price SDR 9 | |
|--|---|-----------------|--------|----|---------------------|-----|
| | | | kg | lb | | |
| Series 85/BALL/PEBV/DR9 Universal HDPE Fusible End Ball Valve DR 9 IPS (Standard) PE 100 HDPE Ball NBR Seat Size 2"-6" |  | 85-050-PEBV-DR9 | 2" | 3 | 6 | 189 |
| | 85-080-PEBV-DR9 | 3" | 6 | 14 | 340 | |
| | 85-100-PEBV-DR9 | 4" | 9 | 20 | 501 | |
| | 85-150-PEBV-DR9 | 6" | 22 | 48 | 1,373 | |

| Type | AVK Ref. # | Size | Weight | | List Price SDR 7 | |
|--|---|-----------------|--------|----|---------------------|-----|
| | | | kg | lb | | |
| Series 85/BALL/PEBV/DR7 Universal HDPE Fusible End Ball Valve DR 7 IPS (Standard) PE 100 HDPE Ball NBR Seat Size 2"-6" |  | 85-050-PEBV-DR7 | 2" | 3 | 6 | 210 |
| | 85-080-PEBV-DR7 | 3" | 6 | 14 | 433 | |
| | 85-100-PEBV-DR7 | 4" | 9 | 20 | 557 | |
| | 85-150-PEBV-DR7 | 6" | 22 | 48 | 1,525 | |

AMERICAN AVK

WARRANTY INFORMATION

When claiming warranty issues, please provide serial number(s), of the item(s), to your territory manager. The territory rep may also require pictures and or other information regarding the product(s) prior to return to the manufacturing facility for repairs or replacement.



AMERICAN AVK COMPANY TEN (10) YEAR WARRANTY RESILIENT WEDGE GATE VALVES

American AVK Company warrants its Series 03, Series 25, Series 45, Series 55, Series 65, and Series 66 Resilient Wedge Gate Valves to be free from defects in workmanship and materials for a period of ten (10) years from the date of shipment from American AVK Company. American AVK Company shall have no obligation under this warranty unless it is notified of claims hereunder promptly and in writing upon discovery thereof and within the warranty period, and unless the product is delivered to the American AVK Company facility within thirty (30) days of such notice.

American AVK shall have the right to inspect said product before it is removed from installation. If the product is removed from installation prior to approval from American AVK this warranty shall be void.

As to motors, gearing or accessory equipment purchased by American AVK Company from others manufacturers, and used or incorporated into American AVK Company's products, those manufacturers' warranties shall apply.

American AVK Company will honor all reasonable costs to repair or replace any American AVK Company Resilient Wedge Gate Valve found to be defective.

American AVK Company's sole responsibility shall be, in its sole discretion, to replace the product with the same or a similar product, repair the product, or refund the price paid for the product provided the product has been properly applied and used under normal service and under conditions for which it is designed. American AVK Company shall not be liable for indirect, special, incidental, or consequential damage or penalties and does not assume any liability of purchase to others or to anyone for injury to persons or property.

THIS IS THE EXCLUSIVE WARRANTY GIVEN IN CONNECTION WITH THE SALE OF THIS PRODUCT. THERE ARE NO OTHER WARRANTIES, EXPRESSED OR IMPLIED, INCLUDING EXPRESSED OR IMPLIED WARRANTY OF MERCHANTABILITY, OR ANY EXPRESSED OR IMPLIED WARRANTY OF SUITABILITY FOR ANY PARTICULAR PURPOSE, GIVEN BY AMERICAN AVK COMPANY IN CONNECTION WITH THIS PRODUCT.

American AVK Company

2155 Meridian Blvd
Minden, NV 89423

Tel: (775) 552-1400
Fax: (775) 783-1031

sales@avkus.com
www.americanavk.com

Expect... 



AMERICAN AVK COMPANY TEN (10) YEAR WARRANTY DRY BARREL FIRE HYDRANTS

American AVK Company warrants all models of Series 2700 and Series 2780 Dry Barrel Fire Hydrants to be free from defects in workmanship and materials for a period of ten (10) years from the date of shipment from American AVK Company. American AVK Company shall have no obligation under this warranty unless it is notified of claims hereunder promptly and in writing upon discovery thereof and within the warranty period, and unless the product is delivered to an American AVK Company facility within thirty (30) days of such notice.

American AVK shall have the right to inspect said product before it is removed from installation. If the product is removed from installation prior to approval from American AVK this warranty shall be void.

As to motors, gearing or accessory equipment purchased by American AVK Company from others manufacturers, and used or incorporated into American AVK Company's products, those manufacturers' warranties shall apply.

American AVK Company will honor all reasonable costs to repair or replace any American AVK Company Dry Barrel Fire Hydrant found to be defective.

American AVK Company's sole responsibility shall be, in its sole discretion, to replace the product with the same or a similar product, repair the product, or refund the price paid for the product provided the product has been properly applied and used under normal service and under conditions for which it is designed. American AVK Company shall not be liable for indirect, special, incidental, or consequential damage or penalties and does not assume any liability of purchase to others or to anyone for injury to persons or property.

THIS IS THE EXCLUSIVE WARRANTY GIVEN IN CONNECTION WITH THE SALE OF THIS PRODUCT. THERE ARE NO OTHER WARRANTIES, EXPRESSED OR IMPLIED, INCLUDING EXPRESSED OR IMPLIED WARRANTY OF MERCHANTABILITY, OR ANY EXPRESSED OR IMPLIED WARRANTY OF SUITABILITY FOR ANY PARTICULAR PURPOSE, GIVEN BY AMERICAN AVK COMPANY IN CONNECTION WITH THIS PRODUCT.

American AVK Company

2155 Meridian Blvd
Minden, NV 89423

Tel: (775) 552-1400
Fax: (775) 783-1031

sales@avkus.com
www.americanavk.com





AMERICAN AVK COMPANY ONE (1) WARRANTY YEAR SERIES 3400/3480 POST INDICATOR

American AVK Company warrants its Series 3400 and 3480 Post Indicator to be free from defects in workmanship and materials for a period of one (1) year from the date of shipment from American AVK Company. American AVK Company shall have no obligation under this warranty unless it is notified of claims hereunder promptly and in writing upon discovery thereof and within the warranty period, and unless the product is delivered to American AVK Company within thirty (30) days of such notice.

American AVK shall have the right to inspect said product before it is removed from installation. If the product is removed from installation prior to approval from American AVK this warranty shall be void.

As to motors, gearing or accessory equipment purchased by American AVK Company from other manufacturers, and used or incorporated into American AVK Company's products, those manufacturers' warranties shall apply.

American AVK Company's sole responsibility shall be, in its sole discretion, to replace the product with the same or a similar product, repair the product, or refund the price paid for the product provided the product has been properly applied and used under normal service and under conditions for which it is designed. American AVK Company shall not be liable for indirect, special, incidental, or consequential damage or penalties and does not assume any liability of purchase to others or to anyone for injury to persons or property.

THIS IS THE EXCLUSIVE WARRANTY GIVEN IN CONNECTION WITH THE SALE OF THIS PRODUCT. THERE ARE NO OTHER WARRANTIES, EXPRESSED OR IMPLIED, INCLUDING EXPRESSED OR IMPLIED WARRANTY OF MERCHANTABILITY, OR ANY EXPRESSED OR IMPLIED WARRANTY OF SUITABILITY FOR ANY PARTICULAR PURPOSE, GIVEN BY AMERICAN AVK COMPANY IN CONNECTION WITH THIS PRODUCT.

American AVK Company

2155 Meridian Blvd
Minden, NV 89423

Tel: (775) 552-1400
Fax: (775) 783-1031

sales@avkus.com
www.americanavk.com





AMERICAN AVK COMPANY WARRANTY SERIES 41/45-41/50 CHECK VALVES

American AVK Company warrants its Series 41/45 and 41/50 Check Valves to be free from defects in workmanship and materials for a period of one (1) year from the date of shipment from American AVK Company. American AVK Company shall have no obligation under this warranty unless it is notified of claims hereunder promptly and in writing upon discovery thereof and within the warranty period, and unless the product is delivered to American AVK Company within thirty (30) days of such notice.

American AVK shall have the right to inspect said product before it is removed from installation. If the product is removed from installation prior to approval from American AVK this warranty shall be void.

As to motors, gearing or accessory equipment purchased by American AVK Company from other manufacturers, and used or incorporated into American AVK Company's products, those manufacturers' warranties shall apply.

American AVK Company's sole responsibility shall be, in its sole discretion, to replace the product with the same or a similar product, repair the product, or refund the price paid for the product provided the product has been properly applied and used under normal service and under conditions for which it is designed. American AVK Company shall not be liable for indirect, special, incidental, or consequential damage or penalties and does not assume any liability of purchase to others or to anyone for injury to persons or property.

THIS IS THE EXCLUSIVE WARRANTY GIVEN IN CONNECTION WITH THE SALE OF THIS PRODUCT. THERE ARE NO OTHER WARRANTIES, EXPRESSED OR IMPLIED, INCLUDING EXPRESSED OR IMPLIED WARRANTY OF MERCHANTABILITY, OR ANY EXPRESSED OR IMPLIED WARRANTY OF SUITABILITY FOR ANY PARTICULAR PURPOSE, GIVEN BY AMERICAN AVK COMPANY IN CONNECTION WITH THIS PRODUCT.

American AVK Company

2155 Meridian Blvd
Minden, NV 89423

Tel: (775) 552-1400
Fax: (775) 783-1031

sales@avkus.com
www.americanavk.com





AMERICAN AVK COMPANY WARRANTY

SERIES 53 BALL CHECK VALVES

American AVK Company warrants its Series 53 Ball Check Valves to be free from defects in workmanship and materials for a period of one (1) year from the date of shipment from American AVK Company. American AVK Company shall have no obligation under this warranty unless it is notified of claims hereunder promptly and in writing upon discovery thereof and within the warranty period, and unless the product is delivered to American AVK Company within thirty (30) days of such notice.

American AVK shall have the right to inspect said product before it is removed from installation. If the product is removed from installation prior to approval from American AVK this warranty shall be void.

As to motors, gearing or accessory equipment purchased by American AVK Company from other manufacturers, and used or incorporated into American AVK Company's products, those manufacturers' warranties shall apply.

American AVK Company's sole responsibility shall be, in its sole discretion, to replace the product with the same or a similar product, repair the product, or refund the price paid for the product provided the product has been properly applied and used under normal service and under conditions for which it is designed. American AVK Company shall not be liable for indirect, special, incidental, or consequential damage or penalties and does not assume any liability of purchase to others or to anyone for injury to persons or property.

THIS IS THE EXCLUSIVE WARRANTY GIVEN IN CONNECTION WITH THE SALE OF THIS PRODUCT. THERE ARE NO OTHER WARRANTIES, EXPRESSED OR IMPLIED, INCLUDING EXPRESSED OR IMPLIED WARRANTY OF MERCHANTABILITY, OR ANY EXPRESSED OR IMPLIED WARRANTY OF SUITABILITY FOR ANY PARTICULAR PURPOSE, GIVEN BY AMERICAN AVK COMPANY IN CONNECTION WITH THIS PRODUCT.

American AVK Company

2155 Meridian Blvd
Minden, NV 89423

Tel: (775) 552-1400
Fax: (775) 783-1031

sales@avkus.com
www.americanavk.com





AMERICAN AVK COMPANY WARRANTY SERIES 67 POST HYDRANT

American AVK Company warrants its Series 67 Post Hydrant to be free from defects in workmanship and materials for a period of one (1) year from the date of shipment from American AVK Company. American AVK Company shall have no obligation under this warranty unless it is notified of claims hereunder promptly and in writing upon discovery thereof and within the warranty period, and unless the product is delivered to American AVK Company within thirty (30) days of such notice.

American AVK shall have the right to inspect said product before it is removed from installation. If the product is removed from installation prior to approval from American AVK this warranty shall be void.

As to motors, gearing or accessory equipment purchased by American AVK Company from other manufacturers, and used or incorporated into American AVK Company's products, those manufacturers' warranties shall apply.

American AVK Company's sole responsibility shall be, in its sole discretion, to replace the product with the same or a similar product, repair the product, or refund the price paid for the product provided the product has been properly applied and used under normal service and under conditions for which it is designed. American AVK Company shall not be liable for indirect, special, incidental, or consequential damage or penalties and does not assume any liability of purchase to others or to anyone for injury to persons or property.

THIS IS THE EXCLUSIVE WARRANTY GIVEN IN CONNECTION WITH THE SALE OF THIS PRODUCT. THERE ARE NO OTHER WARRANTIES, EXPRESSED OR IMPLIED, INCLUDING EXPRESSED OR IMPLIED WARRANTY OF MERCHANTABILITY, OR ANY EXPRESSED OR IMPLIED WARRANTY OF SUITABILITY FOR ANY PARTICULAR PURPOSE, GIVEN BY AMERICAN AVK COMPANY IN CONNECTION WITH THIS PRODUCT.

American AVK Company

2155 Meridian Blvd
Minden, NV 89423

Tel: (775) 552-1400
Fax: (775) 783-1031

sales@avkus.com
www.americanavk.com





AMERICAN AVK COMPANY WARRANTY TAMPERGUARD HYDRANT LOCK

American AVK Company warrants its TamperGuard Hydrant Lock to be free from defects in workmanship and materials for a period of one (1) year from the date of shipment from American AVK Company. American AVK Company shall have no obligation under this warranty unless it is notified of claims hereunder promptly and in writing upon discovery thereof and within the warranty period, and unless the product is delivered to American AVK Company within thirty (30) days of such notice.

American AVK shall have the right to inspect said product before it is removed from installation. If the product is removed from installation prior to approval from American AVK this warranty shall be void.

As to motors, gearing or accessory equipment purchased by American AVK Company from other manufacturers, and used or incorporated into American AVK Company's products, those manufacturers' warranties shall apply.

American AVK Company's sole responsibility shall be, in its sole discretion, to replace the product with the same or a similar product, repair the product, or refund the price paid for the product provided the product has been properly applied and used under normal service and under conditions for which it is designed. American AVK Company shall not be liable for indirect, special, incidental, or consequential damage or penalties and does not assume any liability of purchase to others or to anyone for injury to persons or property.

THIS IS THE EXCLUSIVE WARRANTY GIVEN IN CONNECTION WITH THE SALE OF THIS PRODUCT. THERE ARE NO OTHER WARRANTIES, EXPRESSED OR IMPLIED, INCLUDING EXPRESSED OR IMPLIED WARRANTY OF MERCHANTABILITY, OR ANY EXPRESSED OR IMPLIED WARRANTY OF SUITABILITY FOR ANY PARTICULAR PURPOSE, GIVEN BY AMERICAN AVK COMPANY IN CONNECTION WITH THIS PRODUCT.

American AVK Company

2155 Meridian Blvd
Minden, NV 89423

Tel: (775) 552-1400
Fax: (775) 783-1031

sales@avkus.com
www.americanavk.com





AMERICAN AVK COMPANY TEN (10) YEAR WARRANTY FLOWGUARD I HYDRANT CHECK VALVE

American AVK Company warrants its Series 279C FlowGuard I Hydrant Check Valve to be free from defects in workmanship and materials for a period of ten (10) years from the date of shipment from American AVK Company. American AVK Company shall have no obligation under this warranty unless it is notified of claims hereunder promptly and in writing upon discovery thereof and within the warranty period, and unless the product is delivered to an American AVK Company facility within thirty (30) days of such notice.

American AVK shall have the right to inspect said product before it is removed from installation. If the product is removed from installation prior to approval from American AVK this warranty shall be void.

As to motors, gearing or accessory equipment purchased by American AVK Company from others manufacturers, and used or incorporated into American AVK Company's products, those manufacturers' warranties shall apply.

American AVK Company will honor all reasonable costs to repair or replace any American AVK Company Dry Barrel Fire Hydrant found to be defective.

American AVK Company's sole responsibility shall be, in its sole discretion, to replace the product with the same or a similar product, repair the product, or refund the price paid for the product provided the product has been properly applied and used under normal service and under conditions for which it is designed. American AVK Company shall not be liable for indirect, special, incidental, or consequential damage or penalties and does not assume any liability of purchase to others or to anyone for injury to persons or property.

THIS IS THE EXCLUSIVE WARRANTY GIVEN IN CONNECTION WITH THE SALE OF THIS PRODUCT. THERE ARE NO OTHER WARRANTIES, EXPRESSED OR IMPLIED, INCLUDING EXPRESSED OR IMPLIED WARRANTY OF MERCHANTABILITY, OR ANY EXPRESSED OR IMPLIED WARRANTY OF SUITABILITY FOR ANY PARTICULAR PURPOSE, GIVEN BY AMERICAN AVK COMPANY IN CONNECTION WITH THIS PRODUCT.

American AVK Company

2155 Meridian Blvd
Minden, NV 89423

Tel: (775) 552-1400
Fax: (775) 783-1031

sales@avkus.com
www.americanavk.com





AMERICAN AVK COMPANY ONE (1) YEAR WARRANTY ECCENTRIC PLUG VALVES

American AVK Company warrants its Series 764 Eccentric Plug Valves to be free from defects in workmanship and materials for a period of ten 1 year from the date of shipment from American AVK Company. American AVK Company shall have no obligation under this warranty unless it is notified of claims hereunder promptly and in writing upon discovery thereof and within the warranty period, and unless the product is delivered to the American AVK Company facility within thirty (30) days of such notice.

American AVK shall have the right to inspect said product before it is removed from installation. If the product is removed from installation prior to approval from American AVK this warranty shall be void.

As to motors, gearing or accessory equipment purchased by American AVK Company from others manufacturers, and used or incorporated into American AVK Company's products, those manufacturers' warranties shall apply.

American AVK Company will honor all reasonable costs to repair or replace any American AVK Company Eccentric Plug Valve found to be defective.

American AVK Company's sole responsibility shall be, in its sole discretion, to replace the product with the same or a similar product, repair the product, or refund the price paid for the product provided the product has been properly applied and used under normal service and under conditions for which it is designed. American AVK Company shall not be liable for indirect, special, incidental, or consequential damage or penalties and does not assume any liability of purchase to others or to anyone for injury to persons or property.

THIS IS THE EXCLUSIVE WARRANTY GIVEN IN CONNECTION WITH THE SALE OF THIS PRODUCT. THERE ARE NO OTHER WARRANTIES, EXPRESSED OR IMPLIED, INCLUDING EXPRESSED OR IMPLIED WARRANTY OF MERCHANTABILITY, OR ANY EXPRESSED OR IMPLIED WARRANTY OF SUITABILITY FOR ANY PARTICULAR PURPOSE, GIVEN BY AMERICAN AVK COMPANY IN CONNECTION WITH THIS PRODUCT.

American AVK Company

2155 Meridian Blvd
Minden, NV 89423

Tel: (775) 552-1400
Fax: (775) 783-1031

sales@avkus.com
www.americanavk.com





AMERICAN AVK COMPANY ONE (1) YEAR WARRANTY DOUBLE ECCENTRIC BUTTERFLY VALVES

American AVK Company warrants its Series 766 Double Eccentric Butterfly Valves to be free from defects in workmanship and materials for a period of one 1 year from the date of shipment from American AVK Company. American AVK Company shall have no obligation under this warranty unless it is notified of claims hereunder promptly and in writing upon discovery thereof and within the warranty period, and unless the product is delivered to the American AVK Company facility within thirty (30) days of such notice.

American AVK shall have the right to inspect said product before it is removed from installation. If the product is removed from installation prior to approval from American AVK this warranty shall be void.

As to motors, gearing or accessory equipment purchased by American AVK Company from others manufacturers, and used or incorporated into American AVK Company's products, those manufacturers' warranties shall apply.

American AVK Company will honor all reasonable costs to repair or replace any American AVK Company Double Eccentric Butterfly Valve found to be defective.

American AVK Company's sole responsibility shall be, in its sole discretion, to replace the product with the same or a similar product, repair the product, or refund the price paid for the product provided the product has been properly applied and used under normal service and under conditions for which it is designed. American AVK Company shall not be liable for indirect, special, incidental, or consequential damage or penalties and does not assume any liability of purchase to others or to anyone for injury to persons or property.

THIS IS THE EXCLUSIVE WARRANTY GIVEN IN CONNECTION WITH THE SALE OF THIS PRODUCT. THERE ARE NO OTHER WARRANTIES, EXPRESSED OR IMPLIED, INCLUDING EXPRESSED OR IMPLIED WARRANTY OF MERCHANTABILITY, OR ANY EXPRESSED OR IMPLIED WARRANTY OF SUITABILITY FOR ANY PARTICULAR PURPOSE, GIVEN BY AMERICAN AVK COMPANY IN CONNECTION WITH THIS PRODUCT.

American AVK Company

2155 Meridian Blvd
Minden, NV 89423

Tel: (775) 552-1400
Fax: (775) 783-1031

sales@avkus.com
www.americanavk.com





AMERICAN AVK COMPANY ONE (1) YEAR WARRANTY CONCENTRIC BUTTERFLY VALVES

American AVK Company warrants its Series 816 Concentric Butterfly Valves to be free from defects in workmanship and materials for a period of one (1) year from the date of shipment from American AVK Company. American AVK Company shall have no obligation under this warranty unless it is notified of claims hereunder promptly and in writing upon discovery thereof and within the warranty period, and unless the product is delivered to the American AVK Company facility within thirty (30) days of such notice.

American AVK shall have the right to inspect said product before it is removed from installation. If the product is removed from installation prior to approval from American AVK this warranty shall be void.

As to motors, gearing or accessory equipment purchased by American AVK Company from other manufacturers, and used or incorporated into American AVK Company's products, those manufacturers' warranties shall apply.

American AVK Company will honor all reasonable costs to repair or replace any American AVK Company Concentric Butterfly Valve found to be defective.

American AVK Company's sole responsibility shall be, in its sole discretion, to replace the product with the same or a similar product, repair the product, or refund the price paid for the product provided the product has been properly applied and used under normal service and under conditions for which it is designed. American AVK Company shall not be liable for indirect, special, incidental, or consequential damage or penalties and does not assume any liability of purchase to others or to anyone for injury to persons or property.

THIS IS THE EXCLUSIVE WARRANTY GIVEN IN CONNECTION WITH THE SALE OF THIS PRODUCT. THERE ARE NO OTHER WARRANTIES, EXPRESSED OR IMPLIED, INCLUDING EXPRESSED OR IMPLIED WARRANTY OF MERCHANTABILITY, OR ANY EXPRESSED OR IMPLIED WARRANTY OF SUITABILITY FOR ANY PARTICULAR PURPOSE, GIVEN BY AMERICAN AVK COMPANY IN CONNECTION WITH THIS PRODUCT.

American AVK Company

2155 Meridian Blvd
Minden, NV 89423

Tel: (775) 552-1400
Fax: (775) 783-1031

sales@avkus.com
www.americanavk.com



